

**AUDITOR'S REPORT OF GAYATRI VIDYA PARISHAD COLLEGE FOR  
DEGREE & PG COURSES TECHNICAL CAMPUS SCHOOL OF ENGINEERING  
INCLUDING MBA & MCA : : VISAKHAPATNAM FOR THE YEAR ENDED 31<sup>ST</sup>  
MARCH, 2014**

1. We have examined the Balance Sheet of Gayatri Vidya Parishad College for Degree & PG Courses Technical campus (School of Engineering), Visakhapatnam as at 31<sup>st</sup> March, 2014 and also the Income and Expenditure Account and Special Fee Fund Account for the year ended on that date. These financial statements are the responsibility of the management. Our responsibility is to express an opinion on these financial statements based on our audit.
2. We have conducted the audit in accordance with auditing standards generally accepted in India. These standards require that we plan and perform the audit to obtain reasonable assurance about whether the financial statements are free of material misstatement. An audit includes examining, on a test basis, evidence supporting the amounts and disclosures in the financial statements. An audit also includes assessing the accounting principles used and significant estimates made by the management, as well as evaluating the overall financial statement presentation. We believe that our audit provides a reasonable basis for our opinion.
3. We further report that:
  - a) We have obtained all the information and explanations, which to the best of our knowledge and belief were necessary for the purpose of our Audit.
  - b) The Balance Sheet and the Income and Expenditure Account dealt with by the Report are in agreement with the books of account.
  - c) In our opinion and to the best of our information and according to the explanations given to us the Balance Sheet as at and the Income and Expenditure Account for the year ended 31<sup>st</sup> March, 2014 give:
    - i) A true and fair view of the College's affairs as at 31<sup>st</sup> March, 2014.
    - AND
    - ii) A true and fair view of the surplus incurred for the year ended 31<sup>st</sup> March, 2014.

PLACE : VISAKHAPATNAM  
DATE : 30-06-2014



FOR M V SATYANARAYANA & Co.  
CHARTERED ACCOUNTANTS  
REGD NO.003676s

*M V Satyanarayana*  
( M V SATYANARAYANA )  
PROPRIETOR  
MEMBERSHIP NO. 18537



G. V. P. COLLEGE FOR DEGREE AND P. G. COURSES TECHNICAL CAMPUS  
SCHOOL OF ENGINEERING INCLUDING MBA MCA RUSHIKONDA,  
VISA KHAPATNAM

INCOME AND EXPENDITURE ACCOUNT FOR THE YEAR ENDED 31ST MARCH, 2014

PREVIOUS YEAR		AMOUNT		PREVIOUS YEAR		INCOME		AMOUNT	
Rs.	Ps.	Rs.	Ps.	Rs.	Ps.	Rs.	Ps.	Rs.	Ps.
25,567,813		36,417,751		41,681,370		By Tuition & other fee receipts		72,767,179	
609,694		780,623		2,124,000		By Special Fee		-	
722,038		1,119,964		2,013,500		By Bus fee		2,141,175	
1,746,707		779,445		1,423,358		By Interest received from FDR/Savings	Bank	2,054,621	
203,225		336,169		87,970		Accounts with Banks		1,940,743	
511,692		433,991				By Miscellaneous Income			
78,671		86,292		1,243,700		By Department fee Received			
99,083		112,699		7,710,900		By Deficit for the year			
2,188,818		3,079,957							
7,897		5,510							
71,836		112,360							
469,279		180,767							
595,058		349,891							
2,661,790		2,276,990							
85,975		45,485							
539,205		415,952							
1,065,105		224,526							
893,706		761,408							
213,412		-							
442,137		930,253							
558,212		314,052							
4,656,400		169,410							
663,320		1,642,155							
11,633,725		13,045,652							
-									
-		15,797,160							
		503,704							
56,284,796		78,913,718		56,284,798				78,913,718	

*(Prof. P. Somababu)*  
PRINCIPAL

*(V. R. K. S. Siva Prasad)*  
TREASURER

*(D. V. Subbarao)*  
PRESIDENT

*(D. Dakshinamurthy)*  
SECRETARY & CORRESPONDENT

PER OUR REPORT OF EVEN DATE ANNEXED  
M. V. SATYANARAYANA & CO  
CHARTERED ACCOUNTANTS  
Regd No. 001676s



*(M. V. Satyanarayana)*  
PROPRIETOR  
Membership No. 18337

Place: Visakhapatnam  
Date: 30.06.2014

G.V.P. COLLEGE FOR WOMEN AND P.G. COLLEGE TECHNICAL CAMPUS  
SCHOOLS OF ENGINEERING AND URBAN AND RURAL WORKS, GARDHAPATNAM  
SHEET 117 CONFIRMED ASSETS AND DEPRECIATION METHOD FOR THE YEAR ENDED 31ST MARCH 2014

Sl. No.	PARTICULARS	AS ON 01.04.2013		ADDITIONS (DELETIONS)		AS ON 31.03.2014		RATE %	FOR THE YEAR		AS ON 31.03.2014		AS ON 31.03.2014		AS ON 31.03.2014	
		Rs.	P.	Rs.	P.	Rs.	P.		Rs.	P.	Rs.	P.	Rs.	P.	Rs.	P.
1	A.C. Machines	4,207,415.00	-	4,252,415.00	-	4,252,415.00	-	25	1,007,143.00	41,000.00	2,319,272.00	2,319,272.00	2,375,373.00	1,903,189.96		
2	Computers	20,825,277.88	1,734,681.00	22,699,958.88	-	22,699,958.88	-	40	9,849,959.88	3,146,942.80	15,176,447.88	15,176,447.88	4,085,772.00	5,523,511.00		
3	Printer	1,476,725.41	404,972.00	1,907,697.41	-	1,907,697.41	-	15	1,766,015.41	519,693.20	2,113,278.61	2,113,278.61	1,680,118.00	1,794,418.80		
4	Shelvers	38,000.00	-	38,000.00	-	38,000.00	-	25	15,103.00	324.00	33,827.00	33,827.00	2,897.00	2,173.00		
5	Waste Code	318,204.27	-	318,204.27	-	318,204.27	-	25	171,366.23	36,373.00	208,938.27	208,938.27	146,928.00	110,196.00		
6	Erros Books	6,029,914.04	43,469.00	7,023,383.04	-	7,023,383.04	-	10.5	2,378,125.94	607,424.00	2,660,349.64	2,660,349.64	4,257,789.00	4,206,813.01		
7	Waste Lock	79,170.00	-	79,170.00	-	79,170.00	-	20	49,439.86	2,428.00	71,887.00	71,887.00	5,711.00	7,283.00		
8	Electrical Equipment	1,562,404.00	314,974.00	1,877,378.00	-	1,877,378.00	-	25	1,016,961.00	303,196.25	1,222,067.25	1,222,067.25	485,467.00	615,914.75		
9	UPS Systems	2,386,925.00	-	2,386,925.00	-	2,386,925.00	-	25	1,812,320.00	159,400.50	1,971,720.50	1,971,720.50	774,703.00	615,234.50		
10	Printer	94,603.30	-	94,603.30	-	94,603.30	-	25	69,048.10	6,888.50	75,436.60	75,436.60	25,255.00	49,166.50		
11	Water Filtration	129,620.00	-	129,620.00	-	129,620.00	-	25	75,311.00	13,377.50	88,888.50	88,888.50	54,169.00	46,731.50		
12	Computer Lab Revonment	129,272.25	-	129,272.25	-	129,272.25	-	10	99,047.75	4,022.00	105,069.75	105,069.75	60,225.00	54,203.00		
13	Refrigerator	10,000.00	-	10,000.00	-	10,000.00	-	25	10,000.00	-	10,000.00	10,000.00	-	-		
14	ITPLAV	39,205.00	-	39,205.00	-	39,205.00	-	25	35,168.00	760.00	36,928.00	36,928.00	3,077.00	2,277.00		
15	Projector	641,312.00	64,000.00	705,312.00	-	705,312.00	-	25	388,609.00	79,126.00	467,735.00	467,735.00	252,540.00	277,377.00		
16	Telephone Instruments	167,613.00	-	167,613.00	-	167,613.00	-	25	49,604.00	26,792.00	76,396.00	76,396.00	107,069.00	80,237.00		
17	Electronics Lab Equipment	575,686.00	-	575,686.00	-	575,686.00	-	25	521,914.50	13,443.00	535,357.50	535,357.50	53,172.00	40,129.00		
18	Netwe Machine	222,182.00	42,400.00	264,582.00	-	264,582.00	-	25	113,426.00	37,784.00	151,210.00	151,210.00	108,156.00	113,367.00		
19	Audio Visual Equipment	46,300.00	-	46,300.00	-	46,300.00	-	25	42,518.00	6,075.50	48,643.50	48,643.50	29,492.00	18,226.50		
20	Bar Code Scanners	27,000.00	-	27,000.00	-	27,000.00	-	25	23,482.00	790.00	24,672.00	24,672.00	3,158.00	2,368.00		
21	Generator Set (175 KVA)	713,729.00	-	713,729.00	-	713,729.00	-	25	647,898.00	21,660.00	669,558.00	669,558.00	46,699.00	65,978.00		
22	Printer & Uploaders for	60,078.50	-	60,078.50	-	60,078.50	-	15	40,817.50	4,838.00	45,655.50	45,655.50	19,259.00	14,421.00		
23	Vehicle	391,241.00	-	391,241.00	-	391,241.00	-	15	243,685.00	22,134.00	265,819.00	265,819.00	141,556.00	125,422.00		
		43,164,348.95		3,361,496.00		46,525,845.95			28,399,637.99	4,176,030.15	32,575,668.14	32,575,668.14	14,784,712.90	13,651,268.85		

Count : 2



*[Handwritten signature]*

O V P COLLEGE FOR DEGREE AND DIPLOMA COURSES TECHNICAL CAMPUS  
SCHOOL OF ENGINEERING BOLLABADU, MCA, BOLLABADU, VISAPALLEY, VISAPALLEY  
SCHEDULE FOR FIXED ASSETS AND DEPRECIATION THEREON FOR THE YEAR ENDED 31<sup>ST</sup> MARCH, 2014

Sl. No.	PARTICULARS	AS ON 01.04.2013		AS ON 31.03.2014		BASE %	DEPRECIATION FOR THE YEAR		AS ON 31.03.2013		AS ON 31.03.2014	
		Rs.	P.	Rs.	P.		Rs.	P.	Rs.	P.	Rs.	P.
	<b>GRAND TOTAL</b>	<b>41,104,149.00</b>		<b>40,227,843.00</b>				<b>4,176,379.15</b>	<b>13,376,379.10</b>	<b>14,264,722.00</b>		
24	Process Lab Equipment	421,437.00		451,437.00	25	112,894.00		86,648.25	197,312.24	338,593.00		233,684.75
25	UPS Batteries	1,183,300.00		1,479,800.00	25	97,225.00		375,643.35	751,906.75	664,375.00		706,931.25
26	Furn	250,883.00		352,413.00	25	294,055.00		12,093.00	316,148.00	46,828.00		36,785.00
27	Collar Sikan	16,845.00		34,345.00	25	13,711.00		4,638.00	29,371.00	1,132.00		13,074.00
28	Pre-Electricals	15,769.00		13,569.00	25	12,754.00		202.00	13,056.00	806.00		654.00
29	Pos Machine	29,800.00		29,800.00	25	28,187.00		744.00	28,741.00	1,413.00		1,656.00
30	Green & Sports Equipment	48,853.00		48,853.00	25	31,522.00		4,023.00	36,464.00	15,351.00		12,249.00
31	Interest Expenses	218,000.00		218,000.00	25	213,833.00		3,166.00	221,188.00	22,148.00		16,872.00
32	Building at Bollabodu	57,875,718.54		58,065,641.64	10	25,318,006.94		3,274,564.00	28,192,730.04	35,555,712.00		29,472,871.00
33	Language Lab Renovation	20,622.00		25,622.00	10	17,189.00		844.00	11,833.00	8,413.00		7,599.00
34	Language Physic Lab Equip.	501,800.00		501,800.00	25	457,014.00		10,992.00	468,026.00	45,866.00		32,974.00
35	Catrol Items (Steel)	11,952.00		11,952.00	25	10,887.00		262.00	11,149.00	1,045.00		783.00
36	Blow Wall	62,150.00		62,150.00	25	42,802.00		2,888.00	45,689.00	10,349.00		10,461.00
37	Digital Camera	17,365.00		17,365.00	25	15,637.00		434.00	16,061.00	1,708.00		1,704.00
38	Books and Calender's to Bank	4,973,683.47		4,976,003.47	10	2,551,800.47		261,822.00	2,791,762.47	2,418,713.00		2,176,841.00
39	Bio Matrix Attendance System	92,000.00		92,000.00		25,530.00		9,879.00	35,360.00	66,470.00		56,180.00
40	Building Construction at Bollabodu	81,197,127.00		71,885,956.00	10	2,581,046.00		3,464,790.50	8,056,846.50	38,608,181.00		43,829,349.50
41	Cell phone Instruments	27,500.00		27,500.00		2,750.00		3,712.00	6,462.00	24,750.00		21,288.00
42												
43	Fake Note Detector	34,335.00		34,335.00		3,435.00		3,728.00	11,163.88	50,915.00		23,187.00
44	Mechanical Lab Equipments	1,729,681.00		3,210,594.00		269,230.00		481,301.40	719,451.40	1,460,411.00		2,546,142.40
45	Civil Lab Equipments	1,515,892.00		2,839,466.00		227,370.00		991,814.40	815,184.40	1,288,432.00		2,229,281.00
46	IT & ECE Lab Equipments	942,207.00		1,829,771.00		223,567.00		210,127.60	474,694.60	706,708.00		1,375,056.40
47	FIRE ALARM SYSTEM	63,813.00		63,813.00		15,958.00		7,129.15	23,133.15	47,861.00		40,681.85
48	LAMINA TOP MACHINES	10,281.00		10,281.00		2,565.00		1,154.40	3,719.40	7,666.00		6,541.60
49	MATERIAL - CLASS ROOMS	47,380.00		419,200.00		14,343.00		66,278.35	76,823.25	43,055.00		141,576.75
50	STAGER PRINT IMAGE MACHINE	4,500.00		4,500.00		1,125.00		506.25	3,631.25	3,375.00		2,668.75
51	BIOSIS			2,160,116.00				354,817.40	324,017.40			1,836,098.60
52	EPDS	154,624,982.36		152,200.00		152,200.00		38,959.00	39,059.00	114,350.00		114,350.00
	<b>Total</b>	<b>Rs.</b>		<b>195,134,917.26</b>		<b>61,318,182.36</b>		<b>13,046,451.70</b>	<b>74,303,636.06</b>	<b>93,195,420.00</b>		<b>120,746,183.30</b>

FOR OUR REPORT OF EVEN DATE APPROVED  
M V SATYANARAYANA & CO  
CHARTERED ACCOUNTANTS  
Regd No. 083536

*M. V. Satyanarayana*  
( M V SATYANARAYANA )  
PROPRIETOR  
Membership No. 18317

( D V SUBHARAO )  
PRESIDENT  
DATE: 30.06.2014  
PLACE: VISAKHAPATNAM

*S. V. S. Siva Prasad*  
( S V S SIVA PRASAD )  
SECRETARY & CORRESPONDENT

( P. V. S. SURETY )  
PRINCIPAL

*S. V. S. Siva Prasad*  
( S V S SIVA PRASAD )  
SECRETARY

**S. V. SATYANARAYANA & CO. S. V. VISAKHAPATNAM**  
CHARTERED ACCOUNTANTS



**AUDITOR'S REPORT OF GAYATRI VIDYA PARISHAD DEGREE COLLEGE & PG COURSES ( U G COURSES, M V P CAMPUS ) : : VISAKHAPATNAM FOR THE YEAR ENDED 31<sup>ST</sup> MARCH, 2014**

1. We have examined the Balance Sheet of Gayatri Vidya Parishad Degree College & PG Courses ( U G Courses, M V P Campus), Visakhapatnam as at 31<sup>st</sup> March, 2014 and also the Income and Expenditure Account for the year ended on that date. These financial statements are the responsibility of the management. Our responsibility is to express an opinion on these financial statements based on our audit.
2. We have conducted the audit in accordance with auditing standards generally accepted in India. These standards require that we plan and perform the audit to obtain reasonable assurance about whether the financial statements are free of material misstatement. An audit includes examining, on a test basis, evidence supporting the amounts and disclosures in the financial statements. An audit also includes assessing the accounting principles used and significant estimates made by the management, as well as evaluating the overall financial statement presentation. We believe that our audit provides a reasonable basis for our opinion.
3. We further report that:
  - a) We have obtained all the information and explanations, which to the best of our knowledge and belief were necessary for the purpose of our Audit.
  - b) The Balance Sheet and the Income and Expenditure Account dealt with by the Report are in agreement with the books of account.
  - c) In our opinion and to the best of our information and according to the explanations given to us the Balance Sheet as at and the Income and Expenditure Account for the year ended 31<sup>st</sup> March, 2014 give:
    - i) A true and fair view of the College's affairs as at 31<sup>st</sup> March, 2014.
    - ii) A true and fair view of the surplus earned for the year ended 31<sup>st</sup> March, 2014

Subject to : Tuition fee being accounted for on receipt basis.

PLACE : VISAKHAPATNAM  
DATE : 30-06-2014



FOR M V SATYANARAYANA & CO.  
CHARTERED ACCOUNTANTS  
REGD NO.003676S

*Satyanarayana*  
( M V SATYANARAYANA )  
PROPRIETOR  
MEMBERSHIP NO. 18537

GAYATRI VIDYA PARISHAD DEGREE COLLEGE (AUTONOMOUS), VISAKHAPATNAM  
BALANCE SHEET AS ON 31ST MARCH 2014.

PREVIOUS YEAR	LIABILITIES		DETAILS		AMOUNT		DETAILS	AMOUNT	
	Rs.	P.	Rs.	P.	Rs.	P.		Rs.	P.
54,738,873.18	CAPITAL FUND		54,738,873.18		FIXED ASSETS			9,218,945.03	
	As per last Balance Sheet		54,738,873.18		Fixed Assets at Cost less Depreciation as per schedule				
	Add: Surplus for the year		3,659,848.00		CURRENT ASSETS, LOANS & ADVANCES:			419,269.00	
	Staff Welfare Fund Reserve		8,412,487.00		Advances Receivable			160,750.00	
	As per last Balance Sheet		8,412,487.00		Deposits Receivable			401,900.00	
	Add: Income received				Interest Accrued but not Due - TD Schedule				
	Add Received during the year from P.G. MBA & M.T.A and Entrance Exams		2,648,793.00		Due from Campus Veda Parishad			15,120,092.00	
	Add Income Received		5,021,190.00		Due from G.V.P School of Engineering			1,400,000.00	
	Due to G.V.P. PG College				Due from G.V.P Girls Hostel			20,815,125.50	
	Due to G.V.P PG College		8,449.00		Due from G.V.P PG College - MBA & M.T.A			1,200,000.00	
	Due to G.V.P PG College		1,227,135.00		Due from G.V.P PG College			4,515,531.00	
	Due from Internal Dept. Team		2,644,752.00		Due from G.V.P Medical College			1,260,900.00	
	Due from G.V.P PG College		3,065,201.00		Due from G.V.P PG College			31,253,874.76	
	Due from G.V.P PG College		980,790.00		CASH AND BANK BALANCES:				
	Due from G.V.P PG College		3,193.00		Cash on hand (current)			3,470.00	
	Due to G.V.P PG College				WITH SCHEDULED BANKS IN SAVINGS ACCOUNTS				
	Due to G.V.P PG College		541,687.00		S.B.M. M.V.P. College, A.C. No. 5475003006 (College)			2,268,032.40	
	Due to G.V.P PG College		114,228.00		S.B.M. M.V.P. College, A.C. No. 5475002817 (Special Fund)			413,715.40	
	Secured loans		8,445.25		State Bank of India, A.U. Campus, A.C. No. 3541110428007790			10,292.20	
	SBI Loan account no 6415610488 on the pledge of PD receipts with same bank		85,757.00		State Bank of Mysore, M.V.P. Colony, A.C. No. 540204827001 (Branch 1)			121,553.00	
	PD receipts with same bank		55,020.00		State Bank of Mysore, M.V.P. Colony, A.C. No. 5410051155 (Branch 2)			56,844.00	
					WITH SCHEDULED BANKS IN FIXED DEPOSITS				
			367,922.00		Fixed Deposits held jointly with Regional Joint Director of Higher Education, A.P. Regularly			583,825.00	
			13,790,962.00		Fixed Deposits with State Bank of Mysore, Visakhapatnam (R.C. 95 59 113) under Hedge with the same bank for retaining loan			173,485.00	
			175,405.00		Fixed Deposits with State Bank of Mysore for Andhra University Campus Fund			4,512,472.00	
			76,000.00		Fixed Deposits with State Bank of Mysore, Visakhapatnam (Contracted for Employment Fund)			43,832.00	
					Fixed Deposits with State Bank of Mysore, Visakhapatnam under Hedge			833,733.00	
			6,413,687.00		FARMER'S DEPOSIT			8,130,657.00	
					Balance at Joint Savings Account No. 6427576600 and Fixed Deposit with State Bank of Mysore, Visakhapatnam for Staff Welfare Fund			8,718,727.00	
					Interest accrued but not received			312,483.00	
					Student Welfare Account No. 64112376018			116,096.00	
			116,096.00		ASSETS ACQUIRED BY THE COLLEGE GRANTS (As per Central Balance of Savings Account No. 24122 with Canara Bank)			71,988.00	
			2,122,612.00		Canara Bank - TDMS			1,495.00	
			1,495.00		Balance at Savings Account No. 1016201102075 with O.B. Bank			4,660,665.00	
			4,000,000.00		Anantha Junction, Visakhapatnam			33,514,665.00	
			17,594,083.00		Women's Hostel - BUILDING AT KUSHIKONDA				
			31,342,389.00		Recurring and Non-Recurring Expenditure for B.A. & S.Sc (Voc) Courses, Lab. Equipment & Library Books & Journals				
			189,821,255.18		Total			116,180,958.18	


  
**Visakha-Parishad**

PLACE: VISAKHAPATNAM  
 DATE: 30.03.2014  
 SECRETARY & COMPTROLLER

RECEIVED REPORT OF THE AUDIT ANNEXED  
 M.V. KATYAVARAYANA RAO  
 CHARTERED ACCOUNTANTS  
 Regd. No. 001678  
 14, SATTANARAYANA  
 PROPERTIES  
 Madhavapeta, 515017

CHIEF OFFICER  
 GAYATRI VIDYA PARISHAD DEGREE COLLEGE  
 VISAKHAPATNAM

SECRETARY & COMPTROLLER





**GAYATRI VIDYA PARISHAD DEGREE COLLEGE (AUTONOMOUS) VISAKHAPATNAM**  
**SCHEDULE OF FIXED ASSETS AND DEPRECIATION THEREON FOR THE YEAR ENDED WITH 31st MARCH, 2014**

Sl. No.	Particulars	Gross Block				Rate %	Depreciation				Net Block			
		As on 01-04-2013		As on 31-03-2014			For the Year 01-04-2013		As on 31-03-2014		As on 31-03-2013		As on 31-03-2014	
		Rs.	Ps.	Rs.	Ps.		Rs.	Ps.	Rs.	Ps.	Rs.	Ps.	Rs.	Ps.
1	A.C. Machines	200,400.00	-	200,400.00	25	183,500.00	26,900.00	183,500.00	26,900.00	186,600.00	82,100.00	104,500.00		
2	Computer Lab Equipment	3,562,000.00	35,500.00	3,597,500.00	40	3,372,833.00	95,667.00	3,372,833.00	95,667.00	3,502,667.00	1,47,833.00	3,024,834.00		
3	Furniture	1,657,125.00	1,42,000.00	1,799,125.00	15	1,228,131.67	66,993.33	1,228,131.67	66,993.33	1,732,991.67	566,133.33	1,166,858.34		
4	Stafflines	2,500.00	-	2,500.00	25	2,375.00	125.00	2,375.00	125.00	2,625.00	-	2,625.00		
5	Water Cooler	118,240.72	-	118,240.72	25	109,088.71	9,152.01	109,088.71	9,152.01	127,440.72	11,800.00	115,640.72		
6	Library Books	758,128.01	20,200.00	778,328.01	10	502,033.01	276,295.00	502,033.01	276,295.00	756,038.01	222,233.01	533,805.00		
7	Water Tank	8,000.00	-	8,000.00	25	7,500.00	500.00	7,500.00	500.00	8,000.00	-	8,000.00		
8	Electrical Appliances	904,932.36	131,364.00	1,036,296.36	25	726,541.35	309,755.01	726,541.35	309,755.01	1,036,296.36	299,817.00	736,479.36		
9	UPS Batteries	81,810.00	-	81,810.00	25	59,952.00	21,858.00	59,952.00	21,858.00	81,810.00	15,614.00	66,196.00		
10	Print Sets	57,839.50	-	57,839.50	25	43,379.63	14,459.87	43,379.63	14,459.87	57,839.50	9,315.00	48,524.50		
11	Water Purifier	24,900.00	31,000.00	55,900.00	25	41,925.00	13,975.00	41,925.00	13,975.00	55,900.00	31,200.00	24,700.00		
12	Computer & Other Lab Renovation	338,907.00	-	338,907.00	10	305,016.30	33,890.70	305,016.30	33,890.70	338,907.00	114,093.00	224,814.00		
13	Refrigerator	7,100.00	-	7,100.00	25	6,337.50	762.50	6,337.50	762.50	7,100.00	650.00	6,450.00		
14	EPABX	117,200.00	117,650.00	234,850.00	25	101,500.00	133,350.00	101,500.00	133,350.00	234,850.00	95,500.00	139,350.00		
15	LCD Projector	129,702.00	-	129,702.00	25	97,276.50	32,425.50	97,276.50	32,425.50	129,702.00	32,407.00	97,295.00		
16	Telephone Sets	0,000.00	-	0,000.00	25	0,000.00	0,000.00	0,000.00	0,000.00	0,000.00	-	0,000.00		
	<b>CF</b>	<b>8,161,860.81</b>	<b>480,957.00</b>	<b>8,642,817.81</b>		<b>6,646,512.44</b>	<b>397,423.00</b>	<b>6,646,512.44</b>	<b>397,423.00</b>	<b>1,533,357.00</b>	<b>1,598,885.00</b>	<b>1,533,357.00</b>		

*[Handwritten Signature]*

*[Handwritten Signature]*



**GAYATRI VIDYA PARISHAD DEGREE COLLEGE (AUTONOMOUS) VISAKHAPATNAM**  
**SCHEDULE OF FIXED ASSETS AND DEPRECIATION THEREON FOR THE YEAR ENDED WITH 31ST MARCH, 2014**

Sl. No.	Particulars	Gross Block				Rate				Depreciation				Net Block			
		As on 01-04-2013		As on 31-03-2014		As on 01-04-2013		As on 31-03-2014		For the Year		As on 01-04-2013		As on 31-03-2014		As on 31-03-2014	
		Rs.	P.	Rs.	P.	Rs.	P.	Rs.	P.	Rs.	P.	Rs.	P.	Rs.	P.	Rs.	P.
17	Lab Equipment and Computers	3,161,869.81	-	4,013,073.81	-	4,013,073.81	-	25	1,003,269.81	1,003,269.81	3,009,804.00	3,009,804.00	1,513,357.50	1,513,357.50	1,496,536.50	1,496,536.50	
18	News Machine	78,316.48	-	78,316.48	-	78,316.48	-	25	19,579.12	19,579.12	58,737.36	58,737.36	19,579.12	19,579.12	38,158.24	38,158.24	
19	Audio System	18,517.00	-	18,517.00	-	18,517.00	-	25	4,629.25	4,629.25	13,887.75	13,887.75	4,629.25	4,629.25	9,258.50	9,258.50	
20	Bar Code Scanner (Spl. Equip)	26,653.00	-	26,653.00	-	26,653.00	-	25	6,663.25	6,663.25	20,000.00	20,000.00	6,663.25	6,663.25	13,336.75	13,336.75	
21	Generator	87,320.72	-	87,320.72	-	87,320.72	-	25	21,830.18	21,830.18	65,490.54	65,490.54	21,830.18	21,830.18	43,660.36	43,660.36	
22	Office Equipment	452,144.22	-	452,144.22	-	452,144.22	-	25	113,036.06	113,036.06	339,108.16	339,108.16	113,036.06	113,036.06	226,072.10	226,072.10	
23	Tools	2,128.00	-	2,128.00	-	2,128.00	-	25	532.00	532.00	1,596.00	1,596.00	532.00	532.00	1,064.00	1,064.00	
24	Books	2,759.00	-	2,759.00	-	2,759.00	-	25	689.75	689.75	2,069.25	2,069.25	689.75	689.75	1,379.50	1,379.50	
25	Payment (Special Fee Fund)	87,625.25	-	87,625.25	-	87,625.25	-	25	21,906.32	21,906.32	65,718.93	65,718.93	21,906.32	21,906.32	43,812.61	43,812.61	
26	Physical Lab Equipment	145,899.30	-	145,899.30	-	145,899.30	-	25	36,474.83	36,474.83	109,424.47	109,424.47	36,474.83	36,474.83	72,949.64	72,949.64	
27	Furniture (Special Fee Fund)	212,720.00	-	212,720.00	-	212,720.00	-	25	53,180.00	53,180.00	159,540.00	159,540.00	53,180.00	53,180.00	106,360.00	106,360.00	
28	Calculator	1,700.00	-	1,700.00	-	1,700.00	-	25	425.00	425.00	1,275.00	1,275.00	425.00	425.00	850.00	850.00	
29	Cell Phone	8,824.17	-	8,824.17	-	8,824.17	-	25	2,206.04	2,206.04	6,618.13	6,618.13	2,206.04	2,206.04	4,412.09	4,412.09	
30	TVs, Network	14,382.00	-	14,382.00	-	14,382.00	-	25	3,595.50	3,595.50	10,786.50	10,786.50	3,595.50	3,595.50	7,191.00	7,191.00	
31	Games & Sports Equipment	64,950.00	-	64,950.00	-	64,950.00	-	25	16,237.50	16,237.50	48,712.50	48,712.50	16,237.50	16,237.50	32,475.00	32,475.00	
32	Motor Vehicle	53,000.00	-	53,000.00	-	53,000.00	-	25	13,250.00	13,250.00	39,750.00	39,750.00	13,250.00	13,250.00	26,500.00	26,500.00	
33	One (sic) kept system Warrant Fund	247,614.00	-	247,614.00	-	247,614.00	-	25	61,903.50	61,903.50	185,710.50	185,710.50	61,903.50	61,903.50	123,807.00	123,807.00	
34	Building at Kumbakonam Less: AICTE Grant - Interest on Grant Funds (1,17,88,000 - 40,00,000) (81,216,12 - As on last year)	8,976,794.88	-	8,976,794.88	-	8,976,794.88	-	10	897,679.49	897,679.49	8,079,115.39	8,079,115.39	897,679.49	897,679.49	7,181,435.90	7,181,435.90	
35	Building at Visakhapatnam	109,300.00	-	109,300.00	-	109,300.00	-	10	10,930.00	10,930.00	98,370.00	98,370.00	10,930.00	10,930.00	87,440.00	87,440.00	
36	Motor Vehicle	56,000.00	-	56,000.00	-	56,000.00	-	25	14,000.00	14,000.00	42,000.00	42,000.00	14,000.00	14,000.00	28,000.00	28,000.00	
<b>Total</b>		<b>22,672,721.04</b>		<b>24,073,894.04</b>		<b>24,073,894.04</b>			<b>6,040,634.89</b>	<b>6,040,634.89</b>	<b>18,033,259.15</b>	<b>18,033,259.15</b>	<b>6,040,634.89</b>	<b>6,040,634.89</b>	<b>12,000,000.00</b>	<b>12,000,000.00</b>	

PER OUR REPORT OF EVEN DATE ANNEXED  
 M.V. SATYANARAYANA & CO  
 CHARTERED ACCOUNTANTS  
 Regd. No. 009630

  
 (Dr. M. PRASHANT)  
 PRINCIPAL

  
 (Prof. P. SOMARAJU)  
 SECRETARY

  
 (V.R.K.S. SIVA PRASAD)  
 TREASURER

  
 (D. DAKSHINAMURTHY)  
 SECRETARY & CORRESPONDENT

PLACE: VISAKHAPATNAM  
 DATE: 30.06.2014



  
 (M.V. SATYANARAYANA)  
 PROPRIETOR  
 Membership No. 18537

**GAYATRI VIDYA PARISHAD DEGREE COLLEGE**

**SCHEDULE FOR FIXED DEPOSITS AS ON 31st MARCH, 2014**

Sl. No.	Name of the Bank	F.D.R. No	Date of Deposit	Amount Rs.	Date of Maturity	Maturity Value Rs.	Interest for the year 2013-14		Interest Accrued As on 31-03-2014 Rs.	TDS Deducted after Maturity	Rate of Interest %	Remarks
							Rs.	Rs.				
1	State Bank of Mysore	I) 282747/54025931269	16-05-2000	312,033			45,816	25,236	71,052	-	-	Jointly held with R.J.D Higher Edn.,
2	State Bank of Mysore	II) 282748/54025931270	16-05-2000	255,569			37,530	20,673	58,203	-	-	Rajahmundry for Corpus Fund.
3	State Bank of Mysore	786577/54025931258	30-12-2007	100,130			2,016	8,316	10,332	-	-	Jointly held with Registrar, A.U.
4	State Bank of Mysore	139063/64011373815	15-12-2006	37,149			-	-	-	-	-	Jointly held with Registrar, A.U.
5	State Bank of Mysore	139123/64012854657	01-02-2007	36,126			4,221	3,483	7,704	-	-	Jointly held with Registrar, A.U.
6	State Bank of Mysore	139006/64008884031	06-11-2006	518,213			85,075	49,977	135,052	-	-	Pledged with Bank (for Parishad)
7	State Bank of Mysore	434125/64013444210	16.08.2009	315,500			-	2,898	2,898	-	-	Pledged with Bank (for Parishad)
8	State Bank of Mysore	64121959178		1,115,569	08.09.15			48,258	48,258	-	-	Clear FDR with us
9	State Bank of Mysore	64121959258		1,141,906	01.02.14			14,094	14,094	-	-	Clear FDR with us
10	State Bank of Mysore	64121959327		1,154,632	01.04.14			-	-	-	-	credited in a/c no 54025902816 on 29.04.14
11	State Bank of Mysore	64121959349		1,100,000	01.05.14			54,603	54,603	-	-	credited in a/c no 54025902816 on 02.06.14
	<b>Earmarked fund - Endowment Fund</b>											
18	State Bank of Mysore	64008930770		14,000	07.11.16			-	-	-	-	
19	State Bank of Mysore	64009300667		15,000	16.11.16			1,764	1,764			
20	State Bank of Mysore	64084615126		14,830	25.10.13							
			<b>TOTAL</b>	<b>6,130,657</b>			<b>174,658</b>	<b>229,302</b>	<b>403,960</b>			
	<b>Staff Welfare Fund FDs</b>											
23	State Bank of Mysore	64127670250		7,033,538	08.09.15			302,463	302,463		8.75	Clear FDR with us
	Savings A/c.No. 64027256060 with SBM			1,685,189								
			<b>TOTAL</b>	<b>8,718,727</b>			<b>-</b>	<b>302,463</b>	<b>302,463</b>			

*[Handwritten Signature]*

*[Handwritten Signature]*  
(Dr. M. F. RAHIMAN)  
PRINCIPAL



**AUDITOR'S REPORT OF GAYATRI VIDYA PARISHAD COLLEGE FOR  
DEGREE AND PG COURSES TECHNICAL CAMPUS SCHOOL OF ENGINEERING  
INCLUDING MBA & MCA, : : VISAKHAPATNAM FOR THE YEAR ENDED 31<sup>ST</sup>  
MARCH, 2015**

1. We have examined the Balance Sheet of Gayatri Vidya Parishad College for Degree and PG Courses Technical Campus School of Engineering including MBA & MCA, Visakhapatnam as at 31<sup>st</sup> March, 2015 and also the Income and Expenditure Account for the year ended on that date. These financial statements are the responsibility of the management. Our responsibility is to express an opinion on these financial statements based on our audit.
2. We have conducted the audit in accordance with auditing standards generally accepted in India. These standards require that we plan and perform the audit to obtain reasonable assurance about whether the financial statements are free of material misstatement. An audit includes examining, on a test basis, evidence supporting the amounts and disclosures in the financial statements. An audit also includes assessing the accounting principles used and significant estimates made by the management, as well as evaluating the overall financial statement presentation. We believe that our audit provides a reasonable basis for our opinion.
3. We further report that:
  - a) We have obtained all the information and explanations, which to the best of our knowledge and belief were necessary for the purpose of our Audit.
  - b) The Balance Sheet and the Income and Expenditure Account dealt with by the Report are in agreement with the books of account.
  - c) In our opinion and to the best of our information and according to the explanations given to us the Balance Sheet as at and the Income and Expenditure Account for the year ended 31<sup>st</sup> March, 2015 give:
    - i) A true and fair view of the College's affairs as at 31<sup>st</sup> March, 2015.
    - ii) A true and fair view of the surplus incurred for the year ended 31<sup>st</sup> March, 2015.

**AND**

Subject to: Tuition Fee being accounted for on receipt basis.

PLACE : VISAKHAPATNAM  
DATE : 30-06-2015



FOR M V SATYANARAYANA & CO.  
CHARTERED ACCOUNTANTS  
REGD NO.003676S

*mv satyanarayana*

( M V SATYANARAYANA )  
PROPRIETOR  
MEMBERSHIP No. 18537

**GVP COLLEGE FOR DEGREE AND PG COURSES TECHNICAL CAMPUS  
SCHOOL OF ENGINEERING INCLUDING MBA & MCA, RUSHIKONDA, VISAKHAPATNAM  
BALANCE SHEET AS ON 31ST MARCH-2015**

PREVIOUS YEAR		LIABILITIES		DETAILS		AMOUNT		PREVIOUS YEAR		ASSETS		DETAILS		AMOUNT	
Rs.	Pk.	Rs.	Pk.	Rs.	Pk.	Rs.	Pk.	Rs.	Pk.	Rs.	Pk.	Rs.	Pk.	Rs.	Pk.
59,887.517	-	59,887.517	-	59,887.517	-	61,869,270	-	120,799,187	-	<b>FIXED ASSETS at Cost less Accumulated Depreciation</b>				144,228,892	-
		444. Excess of Interest cover expenditure for the year		1,881,253						<b>CURRENT ASSETS, LOANS &amp; ADVANCES:</b>					
		Due from GVP Junior College		-		3,677,027					Advances Recoverable		455,665		
2,205,000	-	TAIA Capital Rs. 2,000,000		-		-					Interest receivable		443,760		
											Interest accrued but not Due		333,977		
											Due from GVP Model college				
											G.V.P. Degree College				
10,468,519	-	<b>CURRENT LIABILITIES AND PROVISIONS:</b>									G.V.P. JR College				
		Due to Govt Vajra Pathral		10,431,921							G.V.P. Githi Hotel		298,307		
5,913,411	-	Supply Supplies / on account expenses		5,218,473							Advances to Department		238,171		
313,093	-	Current Deposits For Refundable		313,400									763,532		
1,319,598	-	Scholarship Debtors		1,375,871											
26,219,011	-	Due to GVP PG College		47,516,916											
306,000	-	Due to G.V.P. SRM Boys Hotel		41,934,218										19,135,336	
41,934,218	-	Due to GVP J.C. College		3,547,187											
		Due to G.V.P. SRM Hotel		700,000		139,458,106								21,728,540	
		GVP CONTROL OF EXAMINATION													
148,601,144	-							148,601,144	-	Total				175,084,492	-

M.V.SATYANARAYANA & CO  
CHARTERED ACCOUNTANTS  
Regd No. 60084  
*M.V. Satyanarayana*  
PROPRIETOR  
(M.V.SATYANARAYANA)  
Membership No. 16717



PLACE - VISAKHAPATNAM  
DATE - 30.06.2015

*Dasarath*  
GASTRANSH  
PRESIDENT

*V.K.S. Jaya Prasad*  
(V.K.S. JAYA PRASAD)  
TREASURER

*M.P. Srinivas*  
(M.P. SRINIVAS)  
SECRETARY

*A. Ashok Kumar*  
(A. ASHOK KUMAR)  
SECRETARY & CORRESPONDENT



**G.V.P COLLEGE FOR DEGREE AND P.G. COURSES TECHNICAL CAMPUS  
SCHOOL OF ENGINEERING INCLUDING MBA MCA RUSHIKONDA, VISAKHAPATNAM  
INCOME AND EXPENDITURE ACCOUNT FOR THE YEAR ENDED 31ST MARCH, 2015**

PREVIOUS	EXPENDITURE		AMOUNT	PREVIOUS YEAR		INCOME		AMOUNT	
	Rs.	P.		Rs.	P.	Rs.	P.	Rs.	P.
35,417,751			44,390,883		72,767,178				
780,823			1,300,644		-		By Tuition & other fee receipts		84,370,081
1,119,984			2,996,628		2,141,175		By Special Fee		-
779,445			3,615,048		2,064,621		By Transport Receipts		3,049,555
339,169			371,250		1,840,743		By Interest received from FDR/Savings	Banks	749,250
433,901			693,975		-		Accounts with Banks		787,660
88,252			103,077		-		By Miscellaneous Income		-
112,689			219,536		500,704		By Insurance Received		-
3,079,957			3,253,528		-		By Deficit for the year		-
5,510			7,328						
112,350			56,180						
180,757			160,878						
348,881			771,050						
2,276,960			5,729,736						
45,485			53,000						
415,952			1,324,088						
224,506			950,856						
761,408			3,157,537						
-									
930,263			1,154,671						
314,052			288,760						
599,410			360,889						
1,642,155			202,650						
			123,086						
			488,360						
			15,510,135						
13,045,652									
15,797,150									
79,417,422			88,953,546		79,417,422				88,953,546

*Principals*  
G.V.P. SURYANARAYANA RAU,  
PRINCIPAL

*President*  
S.S. PRASAD,  
PRESIDENT

*Treasurer*  
P. RAJASREE,  
TREASURER

*Secretary*  
D. SAKSHI BATHU,  
SECRETARY & CORRESPONDENT

Place: Visakhapatnam  
Date: 31.03.2015

FOR OUR RECORD OF FINANCIAL STATEMENT  
M.V. SATYANARAYANA & CO.  
CHARTERED ACCOUNTANTS  
Regd. No. 604016



*M.V. Satyanarayana*  
M.V. SATYANARAYANA  
PROPRIETOR  
(M.No. 100)

G.V.P. COLLEGE FOR ENGINE AND IT COURSES TECHNICAL CAMPUS  
 SCHOOL OF ENGINEERING MULLURU HBA, MCA R-584086A, VENGALPATTAM  
 SCHEDULE FOR FIXED ASSETS AND DEPRECIATION THEREON FOR THE YEAR ENDED 31ST MARCH, 2016

Sl. NO.	PARTICULARS	AS ON 31.03.2014			AS ON 31.03.2015			AS ON 31.03.2016			NET BLOCK AS ON 31.03.2016			
		Rs.	P.	%	Rs.	P.	%	Rs.	P.	%	Rs.	P.	%	
		GROSS BLOCK			DEPRECIATION FOR THE YEAR			AS ON 31.03.2016			AS ON 31.03.2016			
		Rs.	P.	%	Rs.	P.	%	Rs.	P.	%	Rs.	P.	%	
1	A.C Machines	4,282,415.00	-	22	2,225,644.00	-	22	2,193,225.10	892,254.90	22	3,211,959.10	1,965,186.00	22	2,286,799.83
2	Computers	22,499,958.88	-	46	25,848,054.88	-	46	29,125,447.28	2,688,631.30	46	31,815,278.58	5,592,111.00	46	4,002,346.39
3	Furniture	3,987,697.41	-	12	4,703,274.41	-	12	2,112,328.61	388,514.89	12	2,301,762.51	1,294,418.80	12	2,291,343.71
4	Spalifiers	38,000.00	-	22	38,000.00	-	22	35,627.00	942.00	22	36,259.00	2,172.00	22	1,520.00
5	Water Cooler	318,294.22	-	35	318,294.22	-	35	288,098.27	27,349.99	35	235,647.27	110,196.00	35	42,647.28
6	Library Books	7,003,383.84	-	10.5	3,195,265.04	-	10.5	2,244,549.64	438,872.00	10.5	3,281,471.64	4,206,813.40	10.5	3,914,293.43
7	Water Tank	78,178.00	-	20	78,178.00	-	20	71,887.00	1,821.00	20	73,318.00	1,263.00	20	3,462.00
8	Electrical Equipment	3,837,382.68	-	25	2,380,691.00	-	25	3,232,067.25	283,655.00	25	1,511,223.25	815,314.75	25	865,867.75
9	UPS Systems	3,586,055.06	-	25	2,586,055.06	-	25	3,971,200.50	133,741.00	25	2,846,441.50	911,214.50	25	490,483.50
10	Party set	64,603.16	-	25	99,603.16	-	25	75,436.60	6,841.00	25	81,477.60	19,166.50	25	18,125.10
11	Water Filterplant(Tw)	125,628.00	-	25	193,940.00	-	25	88,688.50	26,312.00	25	115,061.50	40,731.50	25	78,318.50
12	Computer lab Renovation	158,272.75	-	10	158,272.75	-	10	105,066.75	5,420.00	10	118,488.75	54,203.00	10	64,285.75
13	Refrigerator	10,000.00	-	25	10,000.00	-	25	10,000.00	-	25	10,000.00	-	25	-
14	SPRINK	50,200.00	-	25	50,200.00	-	25	34,908.00	469.00	25	37,487.00	1,277.00	25	1,754.00
15	Printer	703,112.00	-	25	1,248,828.00	-	25	467,235.00	195,271.00	25	893,664.00	237,377.00	25	555,832.00
16	Telephone Instrument	167,613.00	-	25	167,613.00	-	25	87,236.00	20,864.00	25	107,425.00	90,217.00	25	60,147.00
17	Electronics Lab Equipment	578,686.00	-	25	571,686.00	-	25	535,257.00	10,882.00	25	545,434.00	43,290.00	25	20,247.00
18	Xerox Machine	264,587.00	-	25	579,140.00	-	25	11,215.00	44,481.00	25	245,696.00	113,387.00	25	283,444.00
19	Audio Visual Equipment	96,840.00	-	25	117,200.00	-	25	48,615.50	17,181.00	25	65,796.50	18,226.50	25	16,507.50
20	Bar Code Scanner	27,840.00	-	25	27,840.00	-	25	24,672.00	492.00	25	25,264.00	2,988.00	25	2,774.00
21	Generator Set (125 KVA)	533,329.00	-	25	333,329.00	-	25	668,549.00	16,245.00	25	684,695.00	84,924.00	25	48,724.00
22	Furniture & Upholstery for	63,158.50	-	15	63,158.50	-	15	45,555.50	2,162.00	15	47,919.50	14,421.00	15	11,758.00
23	Vehicle	90,241.00	-	15	391,241.00	-	15	265,819.00	18,813.00	15	284,632.00	123,422.00	15	108,600.00
		46,227,845.85	-		54,633,387.95	-		32,526,577.18	5,242,118.00		31,819,224.10	17,691,248.83		16,197,654.45



*Signature*  
*A. Ananthan*

G.V.P COLLEGE FOR DISTANCE AND IT COURSE TECHNICAL CAMPUS  
SCHOOL OF ENGINEERING INCLUDING MBA, MCA, B.ELECTRONICS, VISAKHAPATNAM  
SCHEDULE FOR FIXED ASSETS AND DEPRECIATION THEREON FOR THE YEAR ENDED 31st MARCH, 2015

Sl. No.	PARTICULARS	AS ON 31-03-2014		GROSS BLOCK ADDITIONS (BELLE DAVIS)		AS ON 31-03-2014		RATE %	DEPRECIATION FOR THE YEAR		AS ON 31-03-2015		NET BLOCK AS ON 31-03-2015	
		Ra.	Pa.	Ra.	Pa.	Ra.	Pa.		Ra.	Pa.	Ra.	Pa.	Ra.	Pa.
24	Physical Lab Equipment	46,227,264.95	45,437.00	-	-	54,013,167.95	45,437.00	25	13,785,930.74	93,495.00	40,227,237.21	45,437.00	17,651,268.83	196,658.75
25	GPS Batteries	1,459,808.00	241,508.00	-	-	1,701,316.00	241,508.00	25	425,329.00	237,328.00	1,275,987.00	241,508.00	1,464,485.00	24,803.00
26	Phone	272,433.00	12,786.00	-	-	285,219.00	12,786.00	25	70,554.75	3,496.50	210,664.25	12,786.00	272,447.25	1,483.00
27	Coffee Mills	34,345.00	-	-	-	34,345.00	-	20	6,869.00	684.90	27,476.00	-	34,345.00	-
28	The Dairycorder	13,569.00	-	-	-	13,569.00	-	20	2,713.80	266.00	10,855.20	-	13,569.00	-
29	Fax Machine	29,800.00	-	-	-	29,800.00	-	25	7,450.00	367.00	22,350.00	-	29,800.00	-
30	Games & Sports Equipment	48,833.00	-	-	-	48,833.00	-	25	12,208.25	3,062.00	36,624.75	-	48,833.00	-
31	Internet Equipment	3,38,000.00	-	-	-	3,38,000.00	-	25	84,500.00	4,131.00	2,53,499.00	-	3,38,000.00	-
32	Building at Bhubaneswar	39,065,641.94	-	-	-	39,065,641.94	-	10	3,906,564.19	2,447,287.18	35,159,077.76	-	39,065,641.94	-
33	Language Lab System	20,622.00	-	-	-	20,622.00	-	10	2,062.20	399.00	18,559.80	-	20,622.00	-
34	Language Phone Lab Equip.	501,000.00	-	-	-	501,000.00	-	25	125,250.00	8,344.90	375,750.10	-	501,000.00	-
35	Cookery Items (Steel)	11,913.00	-	-	-	11,913.00	-	25	2,978.25	783.00	8,934.75	-	11,913.00	-
36	Shore Well	82,158.00	-	-	-	82,158.00	-	25	20,539.50	4,115.00	61,618.50	-	82,158.00	-
37	Digital Camera	17,383.00	-	-	-	17,383.00	-	25	4,345.75	328.00	13,037.25	-	17,383.00	-
38	Races and Computers @ Bhub.	4,970,603.47	-	-	-	4,970,603.47	-	10	497,060.35	311,644.55	4,658,959.12	-	4,970,603.47	-
39	Bio Metric Attendance System Building Construction at Bhubaneswar	92,800.00	-	-	-	92,800.00	-	10	9,280.00	8,473.00	84,327.00	-	92,800.00	-
40	Books	71,885,955.00	35,076,569.77	-	-	1,06,962,524.77	35,076,569.77	10	10,696,252.48	4,544,294.03	96,316,272.29	35,076,569.77	71,885,955.00	35,076,569.77
41	Cell phone Instruments	27,500.00	-	-	-	27,500.00	-	25	6,875.00	3,558.00	20,625.00	-	27,500.00	-
42		-	-	-	-	-	-	-	-	-	-	-	-	-
43	Data Print Machine	54,250.00	-	-	-	54,250.00	-	25	13,562.50	4,797.00	40,687.50	-	54,250.00	-
44	Mechanical Lab Equipment	3,210,504.00	-	-	-	3,210,504.00	-	10	321,050.40	612,876.00	2,598,627.60	-	3,210,504.00	-
45	Oil Lab Equipment	2,039,666.00	-	-	-	2,039,666.00	-	10	203,966.60	467,000.00	1,835,666.00	-	2,039,666.00	-
46	EDS & EEL Lab Equipment	1,879,251.00	-	-	-	1,879,251.00	-	10	187,925.10	385,562.66	1,491,683.34	-	1,879,251.00	-
47	PRE-ALARM SYSTEMS	67,815.00	-	-	-	67,815.00	-	25	16,953.75	3,215.15	50,861.25	-	67,815.00	-
48	LAMINATION MACHINE	10,261.00	-	-	-	10,261.00	-	25	2,565.25	981.00	7,695.75	-	10,261.00	-
49	MA TERIAL - CLASS ROOMS	45,289.00	-	-	-	45,289.00	-	25	11,322.25	58,150.90	33,966.75	-	45,289.00	-
50	PRINTER PRINT IMAGE MACHINE	4,391.00	-	-	-	4,391.00	-	25	1,097.75	2,300.00	3,293.25	-	4,391.00	-
51	BIOSYS	2,190,116.00	-	-	-	2,190,116.00	-	25	547,529.00	608,691.00	1,542,587.00	-	2,190,116.00	-
52	EPHX	152,200.00	-	-	-	152,200.00	-	25	38,050.00	31,255.00	113,945.00	-	152,200.00	-
	<b>Total</b>	<b>1,95,12,017.26</b>	<b>24,431,793.13</b>	<b>39,249,752.77</b>	<b>24,431,793.13</b>	<b>1,45,91,960.06</b>	<b>24,431,793.13</b>		<b>15,012,909.86</b>	<b>15,012,909.86</b>	<b>130,906,100.20</b>	<b>24,431,793.13</b>	<b>1,45,91,960.06</b>	<b>1,45,91,960.06</b>

  
**PER OUR REPORT OF EVEN DATE ANNEXED**  
**M.V. SATYANARAYANA & CO**  
**CHARTERED ACCOUNTANTS**  
 Base No. 80006  
**M.V. SATYANARAYANA & CO**  
 PROPRIETOR  
 Membership No. 18411

**PL. ACE, VISAKHAPATNAM**  
 DATE: 31.03.2015  
  
 PRESIDENT  
  
 SECRETARY & CORRESPONDENT  
  
 TRUSTEE  
  
 SECRETARY  
  
 SECRETARY



**AUDITOR'S REPORT OF GAYATRI VIDYA PARISHAD COLLEGE FOR  
DEGREE & PG COURSES ( AUTONOMOUS ) : : VISAKHAPATNAM FOR THE  
YEAR ENDED 31<sup>ST</sup> MARCH, 2015**

1. We have examined the Balance Sheet of Gayatri Vidya Parishad College for Degree & PG Courses ( UG & PG Courses), Visakhapatnam as at 31<sup>st</sup> March, 2015 and also the Income and Expenditure Account for the year ended on that date. These financial statements are the responsibility of the management. Our responsibility is to express an opinion on these financial statements based on our audit.
2. We have conducted the audit in accordance with auditing standards generally accepted in India. These standards require that we plan and perform the audit to obtain reasonable assurance about whether the financial statements are free of material misstatement. An audit includes examining, on a test basis, evidence supporting the amounts and disclosures in the financial statements. An audit also includes assessing the accounting principles used and significant estimates made by the management, as well as evaluating the overall financial statement presentation. We believe that our audit provides a reasonable basis for our opinion.
3. We further report that:
  - a) We have obtained all the information and explanations, which to the best of our knowledge and belief were necessary for the purpose of our Audit.
  - b) The Balance Sheet and the Income and Expenditure Account dealt with by the Report are in agreement with the books of account.
  - c) In our opinion and to the best of our information and according to the explanations given to us the Balance Sheet as at and the Income and Expenditure Account for the year ended 31<sup>st</sup> March, 2015 give:
    - i) A true and fair view of the College's affairs as at 31<sup>st</sup> March, 2015.

**AND**

- ii) A true and fair view of the surplus earned for the year ended 31<sup>st</sup> March, 2015.

Subject to: Tuition Fee being accounted for on receipt basis.

PLACE : VISAKHAPATNAM  
DATE : 30-06-2015.



**FOR M V SATYANARAYANA & CO.**  
CHARTERED ACCOUNTANTS  
REGD NO.003676S

*M.V. Satyanarayana*  
**( M V SATYANARAYANA )**  
PROPRIETOR  
MEMBERSHIP NO. 18537

**G.V. P COLLEGE FOR DEGREE & PG COURSES (AUTONOMOUS), VISAKHAPATNAM**  
**BALANCE SHEET AS ON 31ST MARCH 2015.**

PREVIOUS YEAR	LIABILITIES	DETAILS		AMOUNT		PREVIOUS YEAR		ASSETS	DETAILS		AMOUNT	
		Rs.	Ps.	Rs.	Ps.	Rs.	Ps.		Rs.	Ps.	Rs.	Ps.
107,663,693.15	<b>CAPITAL FUND:</b> As per last Balance Sheet Add: Excess of Income over Expenditure for the year	107,663,697		139,063,705		9,218,148		<b>FIXED ASSETS at Cost less depreciation</b> as per schedule annexed				9,094,554.10
9,021,190.00	<b>Staff Welfare Fund Reserve</b> - As per last Balance Sheet - Add Received during the year from PG, MBA & MCA and Interest thereon	9,021,190			13,840,879	1,751,269		<b>CURRENT ASSETS, LOANS &amp; ADVANCES:</b> Advances Recoverable Interest, Telephone, Electricity Deposits Interest Accrued but not Due	1,122,714 140,750 461,101			
3,071,136.00	<b>CURRENT LIABILITIES AND PROVISIONS:</b> Due to Gopuri Vidya Parahad					9,940,957		Due from Gopuri Vidya Parahad		20,581,067		
1,754,535.00	Standby Payables / out standing expenses	2,500,275				4,915,931		Due from Internal Dept Units G.V.P Degree College G.V.P School of Engineering (G.V.P.T.) G.V.P Girls Hostel Advances to Departments	115,374 26,065,486 140,000 1,582,768			
250,680.00	Vitanna 2 & 9	256,680						Due from G.V.P. Jr. College G.V.P. MCA & MBA <b>CASH AND BANK BALANCES:</b> Cash on hand	3,015,300 62,503,630			176,065,070
8,049.00	Due to G.V.P. / Old Students Association (G.O.S.A.)	8,049		2,765,506				WITH SCHEDULE BANKS IN SAVINGS & CURRENT ACCOUNTS				10,000
48,830.00	Endowment Price Fund			68,830		3,815,301		WITH SCHEDULE BANKS IN FIXED DEPOSITS				11,294,808
17,994,083.00	<b>U.G.C.Granats Received : (AS PER CONTRA)</b> As per last Balance Sheet Add: Received during the Year Add: Interest received	17,994,083				11,600,336		EARMARKED DEPOSIT				5,135,656
		682,500				9,021,150						13,840,879
		9,328		38,285,911		37,596,083		ASSETS ACQUIRED OUT OF U.G.C.GRANTS (AS PER CONTRA)				38,285,911
116,896.00	Students Welfare Fund a/c			59,141		116,096		Student Welfare Account No:64132978418				59,141.00
160,456,234.15	<b>Total</b>		Rs.	194,387,470		160,436,298		<b>Total</b>		Rs.		194,387,470.10

Note : Figures relating to MBA and MCA Courses are transferred to the accounts of Technical School of Engineering

Prof. S.K.V. Suryanarayana Baidi  
 PRINCIPAL  
 (V.V.K.S.SIVA PRASAD)  
 SECRETARY

Dr. Balad  
 (K.S. PRASAD)  
 PRESIDENT  
 D. Dakshinamurthy  
 SECRETARY & CORRESPONDENT

FOR OUR REPORT OF EVEN DATE ANNEXED  
 M.V. SATYANARAYANA & CO  
 CHARTERED ACCOUNTANTS  
 Regd. No. 003076  
 m.v. satyanarayana  
 (M.V. SATYANARAYANA)  
 PROPRIETOR  
 Membership No. 18517



PLACE : VISAKHAPATNAM  
 DATE : 30.06.2015



**G.V. P COLLEGE FOR DEGREE & PG COURSES (AUTONOMOUS), VISAKHAPATNAM**  
**INCOME AND EXPENDITURE ACCOUNT FOR THE YEAR ENDED 31st MARCH 2015.**

PREVIOUS		EXPENDITURE		AMOUNT		PREVIOUS		INCOME		AMOUNT	
Rs.	Ps.			Rs.	Ps.	Rs.	Ps.	Rs.	Ps.	Rs.	Ps.
AS ON 31-03-2014				AS ON 31-03-2014		AS ON 31-03-2014				AS ON 31-03-2014	
15,054,506		To Salaries		21,610,026		54,450,346				51,657,478	
795,598		To Provident Fund and ESI Contribution		1,351,320		2,155,914				1,231,059	
1,031,104		To Contribution to Staff Welfare Fund		1,437,671		605,215				403,459	
542,551		To Repairs and Maintenance		908,995		6,507,171				9,943,463	
155,939		To Advertisement Charges		57,536		37,879				236,037	
204,785		To Printing & Stationery		305,552		-					
189,905		To Postage - Telegrams & Telephone charges		255,720							
65,374		To Conveyance & Transport		155,868							
895,997		To Electricity Charges		616,156							
5,178		To Bank Charges		4,400							
76,502		To Audit Fees		44,946							
53,382		To Laboratory Maintenance		455,583							
604,519		To Seminar Expenses		667,832							
1,400,535		To A.U Affiliation, Inspection & Other Exp.		595,490							
189,994		To Sports materials & expenses		33,030							
537,687		To Municipal & Water Tax		535,467							
83,285		To Magazines & Journals		252,625							
3,458,719		To Contingency expenses - departments		1,079,202							
-		To Donation (GM - Cycles) ref: Ins: HUD-HUD)		405,000							
-		To Profession Tax		-							
2,724,035		To Autonomous examinations expenses		5,155,451							
18,000		To Scholarships		12,000							
-		To Vehicle Maintenance		114,479							
40,020		To Garden Maintenance		-							
-		To Contribution to UGC GRANTS		2,555							
33000		To Consultation charges		49,000							
-		To Generator Maintenance Charges		28,512							
25,281		To Internet charges		15,162							
1,460,934		To Depreciation		2,043,598							
172,776		To Transferred from Parishad		184,140							
31,004,956		To Excess of Income over Expenditure		2,207,738							
-		Transferred to Capital Fund		-							
				32,304,005							
63,870,511				72,204,420		63,870,511				72,204,420	

Note : Figures relating to MBA and MCA Courses are transferred to the accounts of Technical School of Engineering

(Prof. P. SOMARAJU)  
 SECRETARY

(V.R.K.S.SIVA PRASAD)  
 TREASURER

(A. S. PRASAD)  
 PRESIDENT

Place: Visakhapatnam  
 Date: 30.06.2015

PER OUR REPORT OF EVEN DATE ANNEXED  
 M.V.SATYANARAYANA & CO  
 CHARTERED ACCOUNTANTS  
 Regd.No 003676s



(M.V.SATYANARAYANA)  
 PROPRIETOR  
 Membership No: 18537

**SCHEDULE FOR FIXED ASSETS AND DEPRECIATION THEREON FOR THE YEAR ENDED 31ST MARCH, 2015**

Sl. NO.	PARTICULARS	GROSS BLOCK				RATE %	DEPRECIATION				NET BLOCK			
		AS ON 01-04-2014		AS ON 31.03.2015			AS ON 01-04-2014		AS ON 31.03.2015		AS ON 01-04-2014		AS ON 31.03.2015	
		Rs.	Ps.	Rs.	Ps.		Rs.	Ps.	Rs.	Ps.	Rs.	Ps.	Rs.	Ps.
1	A.C Machines	200,400.00		79,600.00		25	210,292.00	39,927.00	250,219.00	80,108.00		119,781.00		
2	Computers	3,592,599.00		1,796,300.00		40	3,448,733.00	776,064.00	4,224,797.00	143,866.00		1,664,102.00		
3	Furniture	1,799,844.62		110,250.00		15	1,295,121.62	92,244.00	1,387,365.62	504,723.00		522,729.00		
4	Stabilizers	2,500.00		-		25	2,500.00	-	2,500.00	-		-		
5	Water Cooler	118,240.72		-		25	106,873.72	2,842.00	109,715.72	11,367.00		8,525.00		
6	Library Books	786,417.61		120,629.00		10.5	530,472.61	37,657.00	568,129.61	255,945.00		338,917.00		
7	Water Tank	8,800.00		-		20	8,800.00	-	8,800.00	-		-		
8	Electrical Equipment	1,126,296.36		-		25	826,479.36	74,954.00	901,433.36	299,817.00		224,863.00		
9	UPS Systems	91,810.00		-		25	76,196.00	3,904.00	80,100.00	15,614.00		11,716.00		
10	Pump set	52,839.50		-		25	43,324.50	2,378.00	45,702.50	9,515.00		7,117.00		
11	Water Filter	55,990.00		-		25	24,789.00	7,800.00	32,589.00	31,201.00		23,401.00		
12	Buildings	338,907.00		-		10	224,814.00	11,410.00	236,224.00	114,093.00		102,663.00		
13	Refrigerator	7,300.00		-		25	6,661.00	160.00	6,821.00	639.00		479.00		
14	EPBAX	214,290.00		-		25	134,700.00	24,898.00	159,598.00	90,590.00		74,692.00		
15	Projector	129,762.00		-		25	97,355.00	8,102.00	105,457.00	32,407.00		24,305.00		
16	Telephone Instruments	6,830.00		-		25	6,830.00	-	6,830.00	-		-		
17	Electronics Lab Equipment	4,033,073.81		-		25	3,909,519.81	30,888.00	3,940,407.81	123,554.00		97,666.00		
18	Xerox Machine	78,336.68		-		25	56,000.68	3,584.00	61,584.68	22,336.00		16,782.00		
19	Audio Visual Equipment	18,515.00		-		25	16,013.00	626.00	16,639.00	2,502.00		1,876.00		
20	Bar Code Scanners	26,653.00		-		25	23,102.00	888.00	23,990.00	3,581.00		2,663.00		
21	Generator Set (125 KVA)	842,636.72		-		25	276,449.72	141,546.00	417,995.72	566,187.00		424,641.00		
22	Furniture & Upholstery for	-		-		15	-	-	-	-		-		
23	Vehicles	-		-		15	-	-	-	-		-		
24	Office Equipment	452,164.22		-		25	449,890.22	568.00	450,458.22	2,274.00		1,706.00		
		14,094,206.24		2,106,779.00			11,774,917.24	1,262,440.00	13,037,357.24	2,319,289.00		3,163,628.00		

Form..... 2

*mt*



*Agnes*

*Agnes*

Sl. NO.	PARTICULARS	GROSS BLOCK				RATE	DEPRECIATION FOR THE YEAR				NET BLOCK	
		AS ON 01-04-2014	ADDITIONS/ (DELETIONS)	AS ON 31-03-2015	AS ON 01-04-2014		AS ON 31-03-2015	AS ON 31-03-2014	AS ON 31-03-2015			
		Rs.	Ps.	Rs.	Ps.	Rs.	Ps.	Rs.	Ps.	Rs.	Ps.	
25	Tools	14,084,206.24	-	16,200,985.24	-	11,774,917.24	1,262,440.00	13,037,357.24	2,319,289.00	2,319,289.00	3,163,678.00	
26	Bicycle	2,128.00	-	2,128.00	-	2,128.00	-	2,128.00	-	-	-	
27	Equipment special fee	2,750.00	-	2,750.00	-	2,750.00	-	2,750.00	-	-	-	
28	Physics lab	83,625.25	-	83,625.25	-	78,037.25	1,396.00	79,433.25	5,588.00	5,588.00	4,192.00	
29	Furniture special fee	145,899.30	-	145,899.30	-	134,723.30	2,794.00	137,517.30	11,176.00	11,176.00	8,382.00	
30	Calculator	212,720.00	-	212,720.00	-	169,219.00	12,526.00	181,745.00	43,501.00	43,501.00	30,975.00	
31	Cell phone	1,700.00	-	1,700.00	-	1,700.00	-	1,700.00	-	-	-	
32	Tally software	8,824.37	-	8,824.37	-	8,824.37	-	8,824.37	-	-	-	
33	Games & Sports Equipment	14,382.00	-	14,382.00	-	10,354.00	604.00	10,958.00	4,028.00	4,028.00	3,474.00	
		64,950.00	-	64,950.00	-	18,024.00	7,038.00	25,062.00	46,926.00	46,926.00	39,888.00	
	Nikon D-90 Camera	53,000.00	-	53,000.00	-	23,188.00	15,288.00	38,476.00	29,812.00	29,812.00	45,874.00	
	One kva kwp system	247,614.00	-	247,614.00	-	108,331.00	34,820.00	143,151.00	139,283.00	139,283.00	104,463.00	
	Building at Rushikonda											
	Less: ACTE Grant + Interest on Grant Funds (1,37,88,000 - 40,00,000)											
34	81120512)											
35	Building tile	8,976,794.88	-	8,976,794.88	-	2,498,419.88	647,838.00	3,146,257.88	6,478,375.00	6,478,375.00	5,830,517.00	
36	Biometric slim based press	109,300.00	385,176.00	494,476.00		10,930.00	48,354.00	59,284.00	98,370.00	98,370.00	435,192.00	
		56,000.00	-	56,000.00	-	14,000.00	10,500.00	24,500.00	42,000.00	42,000.00	31,500.00	
	<b>Total Rs.</b>	<b>24,073,894.04</b>		<b>26,523,305.00</b>		<b>14,855,546.04</b>	<b>2,043,598.00</b>	<b>16,899,144.04</b>	<b>9,218,348.00</b>	<b>9,218,348.00</b>	<b>9,608,855.00</b>	

( PROF. S.K.V. SURYA NARAYANA RAJU )  
 PRINCIPAL

( A.S.N. PRASAD )  
 PRESIDENT

( V.R.K.S.SIVA PRASAD )  
 TREASURER

( D DAKSHINAMURTHY )  
 SECRETARY & CORRESPONDENT

PLACE : VISAKHAPATNAM  
 DATE : 30.06.2015

M.V.SATYANARAYANA & CO.  
 CHARTERED ACCOUNTANTS  
 Regd. No. 9036766  
 M.V.Satyanarayana  
 PROPRIETOR  
 Membership No: 18537



**AUDITOR'S REPORT OF GAYATRI VIDYA PARISHAD COLLEGE FOR  
DEGREE AND PG COURSES TECHNICAL CAMPUS SCHOOL OF ENGINEERING  
INCLUDING MBA & MCA, : : VISAKHAPATNAM FOR THE YEAR ENDED 31<sup>ST</sup>  
MARCH, 2016**

1. We have examined the Balance Sheet of Gayatri Vidya Parishad College for Degree and PG Courses Technical Campus School of Engineering including MBA & MCA, Visakhapatnam as at 31<sup>st</sup> March, 2016 and also the Income and Expenditure Account for the year ended on that date. These financial statements are the responsibility of the management. Our responsibility is to express an opinion on these financial statements based on our audit.
2. We have conducted the audit in accordance with auditing standards generally accepted in India. These standards require that we plan and perform the audit to obtain reasonable assurance about whether the financial statements are free of material misstatement. An audit includes examining, on a test basis, evidence supporting the amounts and disclosures in the financial statements. An audit also includes assessing the accounting principles used and significant estimates made by the management, as well as evaluating the overall financial statement presentation. We believe that our audit provides a reasonable basis for our opinion.
3. We further report that:
  - a) We have obtained all the information and explanations, which to the best of our knowledge and belief were necessary for the purpose of our Audit.
  - b) The Balance Sheet and the Income and Expenditure Account dealt with by the Report are in agreement with the books of account.
  - c) In our opinion and to the best of our information and according to the explanations given to us the Balance Sheet as at and the Income and Expenditure Account for the year ended 31<sup>st</sup> March, 2016 give:
    - i) A true and fair view of the College's affairs as at 31<sup>st</sup> March, 2016.

**AND**

- ii) A true and fair view of the surplus earned for the year ended 31<sup>st</sup> March, 2016.

Subject to: Tuition Fee being accounted for on receipt basis.

PLACE : VISAKHAPATNAM

DATE : 09-07-2016

FOR M V SATYANARAYANA & CO.  
CHARTERED ACCOUNTANTS  
REGD NO.003676S

*M V Satyanarayana*

( M V SATYANARAYANA )

PROPRIETOR

MEMBERSHIP NO. 18537


**GAYATRI VIDYA PARISHAD COLLEGE FOR DEGREE AND P.G. COURESES (AUTONOMOUS)  
CONSOLIDATED FOR MBA, MCA AND SCHOOL OF ENGINEERING (TECHNICAL CAMPUS)  
BALANCE SHEET AS AT 31 ST MARCH-2016**

<b>PARTICULARS</b>	<b>Schedule</b>	<b>As at 31.03.2016 Rs.</b>	<b>As at 31.03.2015 Rs.</b>
<b><u>SOURCES OF FUNDS</u></b>			
CAPITAL	1	618,69,273	598,87,516
SURPLUS	2	88,88,381	19,81,756
UN RESTRICTED FUNDS	3	-	-
LOANS/BORROWINGS	4	24,22,694	36,77,027
CURRENT LIABILITIES & PROVISIONS	5	1605,21,496	1429,88,990
<b>TOTAL</b>		<b>2337,01,844</b>	<b>2085,35,289</b>
<b><u>APPLICATION OF FUNDS</u></b>			
FIXED ASSETS	6	1559,35,001	1445,28,804
INVESTMENTS	7	132,90,964	25,00,200
LOANS & ADVANCES	8	557,69,352	548,09,233
CURRENT ASSETS	9	87,06,527	66,97,052
<b>TOTAL</b>		<b>2337,01,844</b>	<b>2085,35,289</b>

Note: Previous year figures have been regrouped wherever necessary  
vide our report of even date

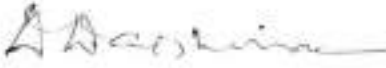
For GVP College for Degree & PG Courses (Autonomous)  
Consolidated for MBA, MCA and School of Engineering (Technical Campus)

  
**A.S.N.PRASAD**  
President

  
**Prof.P.SOMA RAJU**  
Secretary

for **M.V.Satyanarayana & Co.**  
Chartered Accountants  
Regd No.003676s

  
**V.R.K.S.SIVA PRASAD**  
Treasurer

  
**D. DAKSHINAMURTHY**  
Secretary & Correspondent

*M.V. Satyanarayana*

**(M.V.Satyanarayana)**  
Proprietor  
Membership No.18537  
Place: Visakhapatnam  
Date : 09.07.2016



  
**Prof. S.K.V.SURYANARAYANA RAJU**  
Principal



**GAYATRI VIDYA PARISHAD COLLEGE FOR DEGREE AND P.G. COURESES (AUTONOMOUS)  
CONSOLIDATED FOR MBA, MCA AND SCHOOL OF ENGINEERING (TECHNICAL CAMPUS)  
INCOME AND EXPENDITURE ACCOUNT FOR THE YEAR ENDED 31st MARCH 2016**

PARTICULARS	Schedule	For the Year Ended 31.03.2016 Rs.	For the Year Ended 31.03.2015 Rs.
<b>INCOME</b>			
Academic Receipts	10	946,69,935	843,70,081
Income from Investments	11	29,51,571	29,73,138
Other Income	12	46,14,100	30,46,555
<b>Total (A)</b>		<b>1022,35,606</b>	<b>903,89,774</b>
<b>EXPENDITURE</b>			
Staff Payments & Benefits	13	502,18,732	489,98,648
Academic Expenses	14	89,90,097	76,92,502
Administrative & General Expenses	15	284,37,618	279,93,127
Interest & Financial Charges	16	3,98,173	3,88,217
Transportation Expenses	17	53,02,605	33,35,524
<b>Total (B)</b>		<b>933,47,225</b>	<b>884,08,018</b>
Balance being surplus Carried to capital fund		<b>88,88,381</b>	<b>19,81,756</b>

Note: Previous year figures have been regrouped wherever necessary  
vide our report of even date

For GVP College for Degree & PG Courses (Autonomous)  
Consolidated for MBA, MCA and School of Engineering (Technical Campus)

for M.V.Satyanarayana & Co.  
Chartered Accountants  
Regd No.003676s

*m.v. satyanarayana*

(M.V.Satyanarayana)  
Proprietor  
Membership No.18537  
Place: Visakhapatnam  
Date : 09.07.2016



*A.S.N. Prasad*  
A.S.N.PRASAD  
President

*Prof.P.Soma Raju*  
Prof.P.SOMA RAJU  
Secretary

*V.R.K.S.Siva Prasad*  
V.R.K.S.SIVA PRASAD  
Treasurer

*D. Dakshinamurthy*  
D. DAKSHINAMURTHY  
Secretary & Correspondent

*Prof. S.K.V. Suryanarayana Raju*  
Prof. S.K.V.SURYANARAYANA RAJU  
Principal

**GAYATRI VIDYA PARISHAD COLLEGE FOR DEGREE AND P.G. COURSES (AUTONOMOUS) :: VISAKHAPATNAM**  
**M.B.A & M.C.A COURSES**

**SCHEDULES OF FIXED ASSETS AND DEPRECIATION THERE ON FOR THE YEAR ENDED 31ST MARCH 2016**

SL. NO.	PARTICULARS	GROSS BLOCK		RATE %	DEPRECIATION FOR THE YEAR		AS ON		NET BLOCK		
		ADDITIONS/ DELETIONS			FOR THE YEAR		01.04.2015		AS ON		
		Rs.	Ps.		Rs.	Ps.	Rs.	Ps.	Rs.	Ps.	Rs.
		AS ON 01.04.2015			AS ON 31.03.2016		AS ON 01.04.2015		AS ON 31.03.2016		
1	Building at Rushikonda	580,65,641.94	-	32,22,484.00	-	612,88,125.94	38,63,591.00	315,40,057.94	354,03,648.94	265,25,584.00	258,84,477.00
2	Bore Well	62,150.00	-	-	-	62,150.00	1,335.00	49,804.00	51,139.00	12,346.00	11,011.00
3	Computer lab Renovation	1,59,272.75	-	-	-	1,59,272.75	4,878.00	1,10,489.75	1,15,367.75	48,783.00	43,905.00
4	Language Lab Renovation	20,622.00	-	-	-	20,622.00	-	13,792.00	13,792.00	6,830.00	6,830.00
5	Roads and Culverts(P.G Rusikonda Campus)	49,70,603.47	-	-	-	49,70,603.47	1,95,916.00	30,11,446.47	32,07,362.47	19,59,157.00	17,63,241.00
	<b>Sub-Total</b>	<b>632,78,290.16</b>	<b>32,22,484.00</b>	<b>7,71,880.00</b>	<b>32,22,484.00</b>	<b>665,00,774.16</b>	<b>40,65,720.00</b>	<b>347,25,590.16</b>	<b>387,91,310.16</b>	<b>285,52,700.00</b>	<b>277,09,464.00</b>
1	Furniture	33,07,124.41	-	7,71,880.00	-	40,79,004.41	1,62,276.00	21,04,632.41	22,66,908.41	12,02,492.00	18,12,096.00
2	Furniture & Upholstery	60,076.50	-	-	-	60,076.50	1,226.00	47,818.50	49,044.50	12,258.00	11,032.00
3	A.C.Machines	43,54,035.00	-	49,000.00	-	44,03,035.00	2,03,206.00	23,70,973.00	25,74,179.00	19,83,062.00	18,28,856.00
4	Stabilizers	38,000.00	-	-	-	38,000.00	244.00	36,370.00	36,614.00	1,630.00	1,386.00
5	Water Cooler	3,18,294.27	-	-	-	3,18,294.27	12,397.00	2,35,647.27	2,48,044.27	82,647.00	70,250.00
6	Water Tank	79,170.00	-	-	-	79,170.00	819.00	73,708.00	74,527.00	5,462.00	4,643.00
7	Electrical Equipment	21,54,345.00	-	-	-	21,54,345.00	74,990.00	14,04,444.00	14,79,434.00	7,49,901.00	6,74,911.00
8	UPS Systems	21,32,325.00	-	-	-	21,32,325.00	36,514.00	18,88,900.00	19,25,414.00	2,43,425.00	2,06,911.00
9	Pump set	69,753.10	-	-	-	69,753.10	641.00	65,477.10	66,118.10	4,276.00	3,635.00
10	Water Filter (purifier)	67,020.00	-	-	-	67,020.00	621.00	62,881.00	63,502.00	4,139.00	3,518.00
11	EPBAX	39,205.00	-	-	-	39,205.00	256.00	37,497.00	37,753.00	1,708.00	1,452.00
12	Projector	11,94,578.00	-	5,200.00	-	11,99,778.00	85,220.00	6,31,645.00	7,16,865.00	5,62,933.00	4,82,913.00
13	Telephone Instruments	1,67,613.00	-	-	-	1,67,613.00	9,029.00	1,07,420.00	1,16,449.00	60,193.00	51,164.00
14	Electronics Lab Equipment	5,75,686.00	-	-	-	5,75,686.00	4,537.00	5,45,439.00	5,49,976.00	30,247.00	25,710.00
15	Xerox machine	2,94,900.00	-	-	-	2,94,900.00	20,825.00	1,56,069.00	1,76,894.00	1,38,831.00	1,18,006.00
16	Audio Visual Equipment	51,090.00	-	50,950.00	-	1,02,040.00	9,468.00	42,867.00	52,335.00	8,223.00	49,705.00
17	Bar Code Scanners	27,040.00	-	-	-	27,040.00	444.00	25,264.00	25,708.00	1,776.00	1,332.00
18	Generator Set (125 KVA)	7,33,729.00	-	-	-	7,33,729.00	4,873.00	6,84,995.00	6,89,868.00	48,734.00	43,861.00
19	Fans	2,65,219.00	-	5,100.00	-	2,70,319.00	4,190.00	2,28,416.00	2,32,606.00	36,803.00	37,713.00
20	Collar Milkes	34,345.00	-	-	-	34,345.00	1,572.00	23,865.00	25,437.00	10,480.00	8,908.00
21	Car No.AP31AT 2001	3,91,241.00	-	-	-	3,91,241.00	15,991.00	2,84,632.00	3,00,623.00	1,06,609.00	90,618.00
22	Games & Sports Equipment	48,853.00	-	-	-	48,853.00	1,378.00	39,666.00	41,044.00	9,187.00	7,809.00
23	UPS Batteries	12,88,800.00	-	-	-	12,88,800.00	72,765.00	8,03,700.00	8,76,465.00	4,85,100.00	4,12,335.00
24	Language Phone Lab Equip.	5,01,900.00	-	-	-	5,01,900.00	4,392.00	4,77,170.00	4,81,562.00	24,730.00	20,338.00
	<b>C/F</b>	<b>181,94,342.28</b>	<b>8,82,130.00</b>	<b>190,76,472.28</b>	<b>7,27,874.00</b>	<b>123,79,496.28</b>	<b>131,07,370.28</b>	<b>58,14,846.00</b>	<b>59,69,102.00</b>		

Continued...2

*nt*

**GAYATRI VIDYA PARISHAD COLLEGE FOR DEGREE AND P.G. COURSES (AUTONOMOUS) : : VISAKHAPATNAM**  
**M.B.A & M.C.A COURSES**

**SCHEDULES OF FIXED ASSETS AND DEPRECIATION THERE ON FOR THE YEAR ENDED 31ST MARCH 2016**

Sl. NO.	PARTICULARS	AS ON		GROSS BLOCK		RATE	AS ON		DEPRECIATION		AS ON		NET BLOCK	
		01.04.2015		ADDITIONS/ DELETIONS			31.03.2016		FOR THE YEAR		31.03.2016		AS ON	
		Rs.	Ps.	Rs.	Ps.		Rs.	Ps.	Rs.	Ps.	Rs.	Ps.	Rs.	Ps.
25	B/W	181,94,342.28		8,82,130.00		15	190,76,472.28	17,365.00	7,27,874.00	131,07,370.28	58,14,846.00	59,69,102.00		
	Digital Camera	17,365.00		-		15	17,365.00	978.00	7,27,874.00	17,365.00	978.00			
26	Bio Metric Attendance System	92,000.00		-		15	92,000.00	43,975.00	7,204.00	51,179.00	48,025.00	40,821.00		
27	Cell phone Instruments	27,500.00		-		15	27,500.00	9,618.00	2,682.00	12,300.00	17,882.00	15,200.00		
28	Fake Note Detector	34,350.00		-		15	34,350.00	16,960.00	2,609.00	19,569.00	17,390.00	14,781.00		
	<b>Sub-Total</b>	<b>183,65,557.28</b>		<b>8,82,130.00</b>			<b>192,47,687.28</b>		<b>7,41,347.00</b>	<b>132,07,783.28</b>		<b>60,39,904.00</b>		
1	Computers	158,96,995.88		4,88,900.00		60	163,85,895.88	151,37,462.88	6,08,060.00	157,45,522.88	7,59,533.00	6,40,373.00		
2	Fax Machine	29,800.00		-		60	29,800.00	29,006.00	794.00	29,800.00	794.00	-		
3	Internet Equipment	2,38,000.00		-		60	2,38,000.00	2,25,541.00	7,475.00	2,33,016.00	12,459.00	4,984.00		
	<b>Sub-Total</b>	<b>161,64,795.88</b>		<b>4,88,900.00</b>			<b>166,53,695.88</b>		<b>6,16,329.00</b>	<b>160,08,338.88</b>		<b>6,45,157.00</b>		
1	Library Books	56,73,768.04		1,27,325.00		50	58,01,093.04	28,08,810.04	17,95,370.00	46,04,180.04	28,64,958.00	11,96,913.00		
	<b>Sub-Total</b>	<b>56,73,768.04</b>		<b>1,27,325.00</b>			<b>58,01,093.04</b>		<b>17,95,370.00</b>	<b>46,04,180.04</b>		<b>28,64,958.00</b>		
	<b>Grand Total</b>	<b>1034,82,411.36</b>		<b>47,20,839.00</b>			<b>1082,03,250.36</b>		<b>653,92,846.36</b>	<b>726,11,612.36</b>		<b>380,89,565.00</b>		

*(S.K.V.SURYA NARAYANA RAJU)*  
**PRINCIPAL**

*(D.DAKSHINAMURTHY)*  
**SECRETARY & CORRESPONDENT**

PER OUR REPORT OF EVEN DATE ANNEXED  
**M.V.SATYANARAYANA & CO**  
 CHARTERED ACCOUNTANTS  
 Regd. No. 003676s

*(A.S.N.PRASAD)*  
**PRESIDENT**

*(V.R.K.S.SIVA PRASAD)*  
**TREASURER**

PLACE : VISAKHAPATNAM

DATE : 09.07.2016



*(M.V.SATYANARAYANA)*  
**PROPRIETOR**  
 Membership No. 18537

**GAYATRI VIDYA PARISHAD COLLEGE FOR DEGREE AND PG COURSES  
SCHOOL OF ENGINEERING, RUSHIKONDA, VISAKHAPATNAM-45**

**SCHEDULE OF FIXED ASSETS AND DEPRECIATION THEREON FOR THE YEAR ENDED 31ST MARCH-2016**

Sl.No.	Particulars	Gross Block				Rate %	Depreciation				Net Block	
		As on		Additions/ Deletions			As on		For the Year		As on	
		01-04-2015 Rs.	31-03-2016 Rs.	Rs.			01-04-2015 Rs.	31-03-2016 Rs.	Rs.		31-03-2015 Rs.	31-03-2016 Rs.
1	A.C.Machines	21,54,024	21,92,496	38,472		15	8,40,986	2,02,727	10,43,713	13,13,038	11,48,783	
2	Computer Lab Equipment & Print	99,51,029	108,92,774	9,41,745		40	67,07,616	16,74,063	83,81,679	32,43,413	25,11,095	
3	Furniture	13,96,250	25,11,150	11,14,900		15	3,97,160	3,17,099	7,14,259	9,99,090	17,96,891	
4	Library Books	15,21,997	20,03,109	4,81,112		10	4,72,662	1,53,045	6,25,707	10,49,335	13,77,402	
5	Electrical Appliances	2,26,346	2,26,346	-		25	1,07,279	29,767	1,37,046	1,19,067	89,300	
6	UPS SYSTEMS	4,54,600	4,54,600	-		15	2,07,542	37,059	2,44,601	2,47,059	2,10,000	
7	Pump Sets	29,850	29,850	-		25	16,001	3,463	19,464	13,850	10,387	
8	Water Filter (Purifier)	1,26,320	3,76,320	2,50,000		25	52,121	81,050	1,33,171	74,200	2,43,150	
9	LCD Projector	54,250	3,87,150	3,32,900		25	31,363	88,947	1,20,310	22,887	2,66,840	
10	Xerox Machine	2,34,240	2,34,240	-		25	89,627	36,153	1,25,780	1,44,613	1,08,460	
11	Audio Systems	66,200	66,200	-		25	22,916	10,821	33,737	43,285	32,464	
12	Physics & Chemistry Lab Equipm	4,51,457	6,33,727	1,82,270		25	2,60,998	93,182	3,54,180	1,90,459	2,79,547	
13	UPS Batteries	4,12,500	4,12,500	-		25	1,86,277	56,556	2,42,833	2,26,223	1,69,667	
14	Building Construction at	969,62,517	11,22,31,951	1,52,69,434		5	106,01,941	50,81,501	1,56,83,442	863,60,576	965,48,509	
15	Mechanical Lab Equipments	48,16,157	48,16,157	-		15	13,26,308	5,23,477	18,49,785	34,89,849	29,66,372	
16	Civil Lab Equipments	37,33,135	72,40,132	35,06,997		15	10,86,277	9,23,078	20,09,355	26,46,858	52,30,777	
17	EDC & ECE Lab Equipments	25,47,351	45,53,791	20,06,440		15	7,85,593	5,65,230	13,50,823	17,61,758	32,02,968	
18	FIRE ALARMS SYSTEMS	63,815	63,815	-		15	29,235	5,187	34,422	34,580	29,393	
19	LAMINATION MACHINE	10,261	10,261	-		15	4,700	834	5,534	5,561	4,727	
20	FURNITURE - CLASS ROOMS	4,62,300	6,69,700	2,07,400		15	1,32,775	80,539	2,13,314	3,29,525	4,56,386	
21	FINGER PRINT IMAGE	17,100	17,100	-		15	3,951	1,972	5,923	13,149	11,177	
22	BUSES	49,81,894	51,81,894	2,00,000		15	10,22,698	6,23,879	16,46,577	39,59,196	35,35,317	
23	EPBX	2,40,274	2,40,274	-		25	88,606	37,917	1,26,523	1,51,668	1,13,750	
	<b>Total</b>	<b>1309,13,867</b>	<b>1554,45,537</b>	<b>245,31,670</b>			<b>244,74,631</b>	<b>106,27,546</b>	<b>351,02,177</b>	<b>1064,39,239</b>	<b>1203,43,363</b>	

( Prof.S.K.V.SURYANARAYANA RAJU )  
PRINCIPAL

*X. Adishiva*  
( D DAKSHINAMURTHY )  
SECRETARY & CORRESPONDENT

PER OUR REPORT OF EVEN DATE ANNEXED  
M.V.SATYANARAYANA & CO  
CHARTERED ACCOUNTANTS  
Regd. No 003676 S

(A.S.N.PRSAD)  
PRESIDENT

(Prof.P.SOMARAJU)  
SECRETARY

PLACE : VISAKHAPATNAM  
DATE : 09.07.2016

( M.V.SATYANARAYANA )  
PROPRIETOR

Membership No: 18537



*M.V. Satyanarayana*  
( M.V.SATYANARAYANA )  
PROPRIETOR

**GAYATRI VIDYA PARISHAD COLLEGE FOR DEGREE AND P.G. COURESES (AUTONOMOUS)  
CONSOLIDATED FOR MBA, MCA AND SCHOOL OF ENGINEERING (TECHNICAL CAMPUS)**

**SCHEDULES**

PARTICULARS	As at 31.03.2016 Rs.	As at 31.03.2015 Rs.
<b>Schedule 1: CAPITAL</b>		
Capital	618,69,273	598,87,516
	<b>618,69,273</b>	<b>598,87,516</b>
<b>Schedule 2: SURPLUS FOR THE YEAR</b>		
Surplus for the Year	88,88,381	19,81,756
	<b>88,88,381</b>	<b>19,81,756</b>
<b>Schedule 3: UN RESTRICTED FUNDS</b>		
Endowment Funds	-	-
Grants Received	-	-
	-	-
<b>Schedule 4: LOANS/BORROWINGS</b>		
Secured Loans	24,22,694	36,77,027
	<b>24,22,694</b>	<b>36,77,027</b>
<b>Schedule 5: CURRENT LIABILITIES &amp; PROVISIONS</b>		
Caution fee	-	3,13,000
Other Advances / Fee received in Advance	-	-
Other Creditors	97,54,740	45,54,673
Sundry Creditors	36,14,532	31,40,168
Inter Units	1471,52,224	1349,81,149
	<b>1605,21,496</b>	<b>1429,88,990</b>
<b>Schedule 6 : FIXED ASSETS</b>		
Fixed Assets at cost less Depreciation	1559,35,001	1445,28,804
	<b>1559,35,001</b>	<b>1445,28,804</b>
<b>Schedule 7 : INVESTMENTS</b>		
Deposits	6,32,500	4,45,700
FDR with Schedule Banks	126,58,464	20,54,500
	<b>132,90,964</b>	<b>25,00,200</b>
<b>Schedule 8 : LOANS &amp; ADVANCES</b>		
Advances Recoverable	11,87,005	12,18,975
Other receivables / Tax deduction at source	67,163	-
Prepaid Expenses	3,88,862	3,29,472
Inter Units	541,26,322	532,60,786
	<b>557,69,352</b>	<b>548,09,233</b>
<b>Schedule 9 : CURRENT ASSETS</b>		
Cash on Hand	11,610	22,073
Bank Balances	86,94,917	66,74,979
	<b>87,06,527</b>	<b>66,97,052</b>

*A. D. Sharma*



**GAYATRI VIDYA PARISHAD COLLEGE FOR DEGREE AND P.G. COURESES (AUTONOMOUS)  
CONSOLIDATED FOR MBA, MCA AND SCHOOL OF ENGINEERING (TECHNICAL CAMPUS)  
SCHEDULES**

PARTICULARS	For the year Ended 31.03.2016 Rs.	For the year Ended 31.03.2015 Rs.
<b>Schedule 10: ACADEMIC RECEIPTS</b>		
Tuition Fee	804,88,500	744,30,231
Examination Fee	71,66,835	23,19,266
Other Academic Fee	70,14,600	76,20,584
	<b>946,69,935</b>	<b>843,70,081</b>
<b>Schedule 11: INCOME FROM INVESTMENTS</b>		
Interest from Savings Banks & FDRs	17,12,710	7,49,250
Miscellaneous Income	12,38,861	22,23,888
	<b>29,51,571</b>	<b>29,73,138</b>
<b>Schedule 12: OTHER INCOME</b>		
Consultancy Fee	-	-
Transport Receipts	46,14,100	30,46,555
	<b>46,14,100</b>	<b>30,46,555</b>
<b>Schedule 13: STAFF PAYMENTS &amp; BENEFITS</b>		
Salaries	463,26,137	450,01,376
PF/ESI Contribution	18,69,037	13,00,644
Honorarium	-	-
Staff welfare	20,23,558	26,96,628
	<b>502,18,732</b>	<b>489,98,648</b>
<b>Schedule 14: ACADEMIC EXPENSES</b>		
Library Maintenance /Books and Periodicals	95,685	9,60,856
University Fee	39,21,949	19,35,762
Student welfare Expenses	4,21,570	3,35,922
Student welfare Expenses PIO	-	-
Examination Expenses	41,67,820	38,30,724
Lab Maintenance	3,83,073	6,29,238
	<b>89,90,097</b>	<b>76,92,502</b>
<b>Schedule 15: ADMINISTRATIVE &amp; GENERAL EXPENSES</b>		
Repairs & Maintenance	22,24,618	32,19,324
Function Expenses	2,08,512	5,56,936
Taxes, Licence Fees & Insurance	13,38,626	13,24,088
Electricity Charges	41,25,046	32,53,528
Internet Charges	3,50,138	2,88,760
Professional Expenses	1,86,175	13,000
Postage & Telephones	57,953	10,368
Advertisements	1,73,735	3,71,250
Auditors Remuneration	91,200	56,180
Printing & Stationery	4,75,722	6,93,975
Research and consultancy	-	-
Miscellaneous Expenses	13,59,581	26,86,586
Depreciation	178,46,312	155,19,132
	<b>284,37,618</b>	<b>279,93,127</b>

*A. Anish*

**GAYATRI VIDYA PARISHAD COLLEGE FOR DEGREE AND P.G. COURESES (AUTONOMOUS)**  
**CONSOLIDATED FOR MBA, MCA AND SCHOOL OF ENGINEERING (TECHNICAL CAMPUS)**  
**SCHEDULES**

<b>Schedule 16: INTEREST &amp; FINANCIAL CHARGES</b>		
Banks	3,85,866	3,80,889
Bank Charges	12,307	7,328
	<b>3,98,173</b>	<b>3,88,217</b>
<b>Schedule 17: TRANSPORTATION EXPENSES</b>		
Travel and conveyance	7,33,766	12,71,113
Transport expenses	45,68,839	20,64,411
	<b>53,02,605</b>	<b>33,35,524</b>

*A. Arshina*




**AUDITOR'S REPORT OF GAYATRI VIDYA PARISHAD COLLEGE FOR  
DEGREE & PG COURSES (AUTONOMOUS) : : VISAKHAPATNAM FOR THE  
YEAR ENDED 31<sup>ST</sup> MARCH, 2016**

1. We have examined the Balance Sheet of Gayatri Vidya Parishad College for Degree & PG Courses ( UG & PG Courses), Visakhapatnam as at 31<sup>st</sup> March, 2016 and also the Income and Expenditure Account for the year ended on that date. These financial statements are the responsibility of the management. Our responsibility is to express an opinion on these financial statements based on our audit.
2. We have conducted the audit in accordance with auditing standards generally accepted in India. These standards require that we plan and perform the audit to obtain reasonable assurance about whether the financial statements are free of material misstatement. An audit includes examining, on a test basis, evidence supporting the amounts and disclosures in the financial statements. An audit also includes assessing the accounting principles used and significant estimates made by the management, as well as evaluating the overall financial statement presentation. We believe that our audit provides a reasonable basis for our opinion.
3. We further report that:
  - a) We have obtained all the information and explanations, which to the best of our knowledge and belief were necessary for the purpose of our Audit.
  - b) The Balance Sheet and the Income and Expenditure Account dealt with by the Report are in agreement with the books of account.
  - c) In our opinion and to the best of our information and according to the explanations given to us the Balance Sheet as at and the Income and Expenditure Account for the year ended 31<sup>st</sup> March, 2016 give:
    - i) A true and fair view of the College's affairs as at 31<sup>st</sup> March, 2016.
    - AND
    - ii) A true and fair view of the surplus earned for the year ended 31<sup>st</sup> March, 2016.

Subject to: Tuition Fee being accounted for on receipt basis.

PLACE : VISAKHAPATNAM  
DATE : 09-07-2016

FOR M V SATYANARAYANA & CO.  
CHARTERED ACCOUNTANTS  
REGD NO.003676S  
  
*M V Satyanarayana*  
( M V SATYANARAYANA )  
PROPRIETOR  
MEMBERSHIP NO. 18537

**GAYATRI VIDYA PARISHAD COLLEGE FOR DEGREE AND P.G. COURESES (AUTONOMOUS) VISAKHPATNAM  
DEGREE AND OTHER P.G. COURSES (CONSOLIDATED)  
BALANCE SHEET AS AT 31 ST MARCH-2016**

PARTICULARS	Schedule	As at 31.03.2016 Rs.	As at 31.03.2015 Rs.
<b><u>SOURCES OF FUNDS</u></b>			
CAPITAL	1	1399,67,705	1076,63,697
SURPLUS	2	401,27,323	323,04,008
UN RESTRICTED FUNDS	3	182,85,460	139,68,850
LOANS/BORROWINGS	4	-	-
CURRENT LIABILITIES & PROVISIONS	5	86,10,805	25,90,135
<b>TOTAL</b>		<b>2069,91,293</b>	<b>1565,26,690</b>
<b><u>APPLICATION OF FUNDS</u></b>			
FIXED ASSETS	6	94,26,390	96,98,055
INVESTMENTS	7	379,13,624	192,14,426
LOANS & ADVANCES	8	1531,84,008	1163,09,401
CURRENT ASSETS	9	64,67,271	113,04,808
<b>TOTAL</b>		<b>2069,91,293</b>	<b>1565,26,690</b>

Note: Previous year figures have been regrouped wherever necessary

vide our report of even date

**For GVP College for Degree & PG Courses (Autonomous)  
Degree & Other P.G.Courses**

for **M.V.Satyanarayana & Co.**  
Chartered Accountants  
Regd No.003676s

*M.V. Satyanarayana*

**(M.V.Satyanarayana)**  
Proprietor  
Membership No.18537  
Place: Visakhapatnam  
Date :09.07.2016



*A.S.N. Prasad*  
**A.S.N.PRASAD**  
President

*V.R.K.S. Siva Prasad*  
**V.R.K.S.SIVA PRASAD**  
Treasurer

*Prof. P. Soma Raju*  
**Prof.P.SOMA RAJU**  
Secretary

*D. Dakshina Murthy*  
**D. DAKSHINA MURTHY**  
Secretary & Correspondent

*Prof. S.K.V. Suryanarayana Raju*  
**Prof. S.K.V.SURYANARAYANA RAJU**  
Principal

**GAYATRI VIDYA PARISHAD COLLEGE FOR DEGREE AND P.G. COURSES (AUTONOMOUS) VISAKHAPATNAM**  
**DEGREE AND OTHER P.G. COURSES (CONSOLIDATED)**  
**INCOME AND EXPENDITURE ACCOUNT FOR THE YEAR ENDED 31st MARCH 2016**

PARTICULARS	Schedule	For the Year Ended 31.03.2016 Rs.	For the Year Ended 31.03.2015 Rs.
<b>INCOME</b>			
Academic Receipts	10	829,97,964	705,56,301
Income from investments	11	21,53,620	16,48,119
Other Income	12	-	-
<b>Total (A)</b>		<b>851,51,584</b>	<b>722,04,420</b>
<b>EXPENDITURE</b>			
Staff Payments & Benefits	13	273,76,250	243,99,016
Academic Expenses	14	64,67,297	68,25,929
Administrative & General Expenses	15	107,63,382	84,26,047
Interest & Financial Charges	16	4,375	4,408
Transportation Expenses	17	4,12,958	2,45,012
<b>Total (B)</b>		<b>450,24,262</b>	<b>399,00,412</b>
Balance being surplus Carried to capital fund		<b>401,27,323</b>	<b>323,04,008</b>

Note: Previous year figures have been regrouped wherever necessary

vide our report of even date

For GVP College for Degree & PG Courses (Autonomous)  
Degree & Other P.G.Courses

for M.V.Satyanarayana & Co.  
Chartered Accountants  
Regd No.003676s

*M.V. Satyanarayana*

(M.V.Satyanarayana)  
Proprietor  
Membership No.18537  
Place: Visakhapatnam  
Date :09.07.2016



*A.S.N. Prasad*  
A.S.N.PRASAD  
President

*Prof. P. Soma Raju*  
Prof.P.SOMA RAJU  
Secretary

*V.R.K.S. Siva Prasad*  
V.R.K.S.SIVA PRASAD  
Treasurer

*D. Dakshina Murthy*  
D. DAKSHINA MURTHY  
Secretary & Correspondent

*Prof. S.K.V. Suryanarayana Raju*  
Prof. S.K.V.SURYNARAYANA RAJU  
Principal



GAYATHRI VIDYA PARISHAD DEGREE COLLEGE (AUTONOMOUS) : VESAKHAPATNAM  
SCHEDULE OF FIXED ASSETS AND DEPRECIATION THEREON FOR THE YEAR ENDED 31st MARCH 2016

S.NO	PARTICULARS	GROSS BLOCK				RATE	DEPRECIATION				NET BLOCK			
		1		2			3		4		5		6	
		AS ON 01.04.2015	ADDITIONS	DELETIONS	AS ON 31.3.2016		AS ON 01.04.2015	FOR THE YEAR	AS ON 31.03.2016	AS ON 01.04.2015	AS ON 31.03.2016	7	8	
Rs.	Rs.	Rs.	Rs.	Rs.	Rs.	Rs.	Rs.	Rs.	Rs.	Rs.				
1	BUILDINGS	94,71,271	2,64,047	-	96,76,218	10	32,05,542	6,47,668	38,52,610	62,65,729	58,23,608			
2	FURNITURE (Furniture - Art, Furniture/Fittings including Electrical Fittings and Air Conditioners)	107,88,898	-	-	107,88,898	15	88,63,015	3,68,355	92,31,370	19,28,883	29,67,370			
3	LAB EQUIPMENT (Computers, Laptops, Computer Software, Printer, Scanner, UPS and Other Peripheral devices (Richard Case Lane)	54,03,281	44,109	-	54,47,381	25	42,35,755	7,26,975	49,62,730	11,67,526	4,84,651			
4	LIBRARY (Books acquired by donations, carrying on provision and being Annual Publications)	9,07,647	37,988	-	9,45,032	6.0	5,68,130	2,26,141	7,94,271	3,38,917	1,50,761			
	Grand Total Rs.	265,70,497	2,87,032	-	268,57,529		163,04,312	19,68,539	183,72,851	96,98,685	94,26,390			
							Transfer from Parityhad	1,55,933	21,28,472					

*Prof. S.K.V. SURYANARAYANA RAJU*  
PRINCIPAL

*(A.S.S. PRASAD)*  
PRESIDENT

*(Prof. P. SOMA RAJU)*  
SECRETARY

*B. DAKSHINAMURTHY*  
Secretary & Correspondent

*(V.R.K.S. SIVA PRASAD)*  
TREASURER

Place: Visakhapatnam  
Date: 01/07/2016



PER OUR REPORT OF EVEN DATE ANNEXED  
FOR M.V. SATYANARAYANA & CO.,  
CHARTERED ACCOUNTANTS  
Regd. No. 803576

*mvsatyana*

(M.V. SATYANARAYANA)  
PROPRIETOR  
MEMBERSHIP NO. 18337

GAYATRI VIDYA PARISAD DEGREE COLLEGE (AUTONOMOUS) VISAKHAPATNAM  
SCHEDULE OF FIXED ASSETS AND DEPRECIATION THEREON FOR THE YEAR ENDED 31st MARCH, 2016

Sl. No.	Particulars	Gross Block				Rate	Depreciation				Net Block	
		As on		As on			For the Year		As on		As on	
		Rs.	Ps.	Rs.	Ps.		Rs.	Ps.	Rs.	Ps.	Rs.	Ps.
1	Buildings	4,94,476.00		2,64,947.00	6,99,423.00	10	59,284.00	64,014.00	1,23,198.00	6,25,192.00	5,76,125.00	
2	Women's Hostel Building at Rushikonda Less : UGC Grant + Interest on Grant Funds (1,27,88,000 - 40,50,000 - 811,205.12 - As in last year)	89,76,794.88		-	89,76,794.88	10	31,46,257.88	5,81,654.00	37,29,311.88	58,30,537.60	52,47,483.00	
	<b>Sub - Total</b>	<b>94,71,270.88</b>		<b>2,64,947.00</b>	<b>96,76,217.88</b>		<b>32,05,541.88</b>	<b>6,47,668.00</b>	<b>38,52,609.88</b>	<b>62,65,729.00</b>	<b>58,23,608.00</b>	
3	Furniture (Special Fee Fund)	2,12,720.00		-	2,12,720.00	10	1,81,745.00	3,097.60	1,84,842.00	30,975.00	27,878.00	
4	Furniture	19,10,098.62		4,51,485.00	23,61,579.62	10	13,87,365.82	97,621.00	14,84,986.82	5,22,729.00	8,78,593.00	
5	Computer & Other Lab Renovation	3,38,907.00		3,14,857.00	6,53,764.00	10	2,36,224.00	41,754.00	2,77,978.00	1,02,685.00	3,75,785.00	
6	A.C. Machines	3,70,000.00		3,60,000.00	7,30,000.00	15	2,50,719.00	10,795.00	2,61,514.00	1,19,791.00	6,08,986.00	
7	Water Cooler	1,18,240.72		-	1,18,240.72	15	1,00,715.72	1,279.00	1,10,994.72	8,525.00	7,236.00	
8	Electrical Appliances	11,26,286.36		-	11,26,286.36	15	9,01,433.36	33,229.00	9,35,162.36	2,24,863.00	1,01,134.00	
9	UPS Batteries	91,810.00		2,66,500.00	3,58,310.00	15	80,100.00	41,731.00	1,21,831.00	11,770.00	2,36,479.00	
10	Pump Sets	52,839.50		-	52,839.50	15	45,702.50	1,071.00	46,773.50	7,137.00	6,065.00	
11	Water Purifier	55,990.00		-	55,990.00	15	32,589.00	3,510.00	36,099.00	21,691.00	15,801.00	
12	Refrigerator	7,300.00		-	7,300.00	15	6,821.00	479.00	7,300.00	479.00	-	
13	EPABX	2,34,290.00		-	2,34,290.00	15	1,59,598.00	11,204.00	1,70,802.00	74,692.00	63,488.00	
14	LCD Projector	1,29,761.00		-	1,29,762.00	15	1,05,437.00	3,646.00	1,09,103.00	24,365.00	20,639.00	
15	Telephone Sets	6,800.00		15,000.00	21,800.00	15	6,820.00	2,259.00	9,080.00	-	12,750.00	
	<b>CF</b>	<b>46,55,680.20</b>		<b>14,09,842.00</b>	<b>60,64,922.20</b>		<b>35,03,800.20</b>	<b>2,81,165.00</b>	<b>37,55,966.20</b>	<b>11,51,280.00</b>	<b>23,08,956.00</b>	

CONTD - 2

*mk*

GAYATRI VIDYA PARISHAD DEGREE COLLEGE (AUTONOMOUS) VISAKHAPATNAM  
SCHEDULE OF FIXED ASSETS AND DEPRECIATION THEREON FOR THE YEAR ENDED 31st MARCH, 2016

Sl. No.	Particulars	Gross Block				Rate	Depreciation				Net Block			
		As on		Additions			As on		For the Year		As on		As on	
		Rs.	Ps.	Rs.	Ps.		Rs.	Ps.	Rs.	Ps.	Rs.	Ps.	Rs.	Ps.
		01-04-2015	31-03-2016	01-04-2015	31-03-2016		01-04-2015	31-03-2016	01-04-2015	31-03-2016	31-03-2015	31-03-2016		
		Rs.	Ps.	Rs.	Ps.	%	Rs.	Ps.	Rs.	Ps.	Rs.	Ps.		
16	BF	46,55,080.00	-	60,61,922.20	-	-	35,03,400.20	37,35,966.20	2,52,166.00	-	11,51,286.00	23,08,956.00		
16	Lab Equipment and Computers	40,33,073.81	-	40,33,073.81	-	15	39,40,407.81	39,54,307.81	13,900.00	-	92,666.00	78,766.00		
17	Xerox Machine	78,336.68	-	78,336.68	-	15	61,584.68	64,907.88	2,515.00	-	16,752.00	14,239.00		
18	Audio Systems	18,515.00	-	18,515.00	-	15	16,639.00	16,920.00	281.00	-	1,876.00	1,965.00		
19	Bar Code Scanner/Sp. Finch	26,653.00	-	26,653.00	-	15	23,940.00	24,389.00	399.00	-	2,667.00	2,264.00		
20	Generator	8,42,656.72	-	8,42,656.72	-	15	4,17,995.72	4,81,691.72	65,696.00	-	4,24,641.00	3,60,945.00		
21	Office Equipment	4,52,164.22	-	4,52,164.22	-	15	4,30,458.22	4,35,714.22	256.00	-	1,706.00	1,930.00		
22	Equipment (Special Fee Fund)	83,625.25	-	83,625.25	-	15	79,437.25	80,662.25	629.00	-	4,192.00	3,563.00		
23	Physics Lab Equipment	1,43,409.30	-	1,43,409.30	-	15	1,37,517.30	1,38,774.30	1,257.00	-	8,382.00	7,125.00		
24	Guns & Sports Equipment	64,550.00	-	64,550.00	-	15	25,062.00	31,045.00	5,983.00	-	39,888.00	33,905.00		
25	Nikon D-90 Camera	84,350.00	-	84,350.00	-	15	34,476.00	45,357.00	6,881.00	-	45,874.00	38,993.00		
26	Dire hva koop system	2,47,614.00	-	2,47,614.00	-	15	1,40,151.00	1,58,820.00	15,669.00	-	1,04,463.00	88,794.00		
27	Bornozee sm based opass	56,000.00	-	56,000.00	-	15	24,900.00	29,225.00	9,225.00	-	31,500.00	26,775.00		
	Sub - Total	107,88,498.18	-	107,88,498.18	-		88,63,018.18	92,31,370.18	3,68,455.00	-	19,25,883.00	29,67,570.00		
28	Computer Lab Equipment	53,88,499.00	44,100.00	54,32,599.00	60	60	42,24,797.00	49,49,718.00	7,24,921.00	-	11,64,162.00	4,81,281.00		
30	Lab Software	14,383.00	-	14,383.00	60	60	10,958.00	15,012.00	2,954.00	-	5,424.00	1,370.00		
	Sub - Total	68,26,882.00	44,100.00	68,70,982.00	60	60	53,206.00	64,530.00	10,205.00	-	17,086.00	1,740.00		
29	Library Books	9,07,646.61	37,985.00	9,45,631.61	60	60	5,68,129.61	7,94,270.61	2,26,141.00	-	3,38,917.00	1,50,761.00		
	Sub - Total	9,07,646.61	37,985.00	9,45,631.61	60	60	5,68,129.61	7,94,270.61	2,26,141.00	-	3,38,917.00	1,50,761.00		
	Grand Total	265,79,498.67	2,87,032.00	268,57,528.67			168,72,441.67	188,40,980.67	19,68,539.00	-	96,98,685.00	94,26,390.00		
				Transfer from Parishad				1,58,933.00						

(Prof. S.K.V.SIRYA NARAYANA RAJU)  
PRINCIPAL

(Prof. P.SOMARAJU)  
SECRETARY

(Prof. S.K.S.SIVA PRASAD)  
TREASURER

(D.DAKSHINAMURTHY)  
SECRETARY & CORRESPONDENT

(A.S.N.PRASAD)  
PRESIDENT

PER OUR REPORT OF EVEN DATE ANNEXED  
CHARTERED ACCOUNTANTS  
Regd. No. 003676s

*M. Salyanarayana*  
(M.V.SATYANARAYANA)  
PROPRIETOR  
Membership No. 18517

PLACE - VISAKHAPATNAM  
DATE : 09.07.2016

GAYATRI VIDYA PARISHAD COLLEGE FOR DEGREE AND P.G. COURSES (AUTONOMOUS) VISAKHAPATNAM  
DEGREE AND OTHER P.G. COURSES (CONSOLIDATED)  
SCHEDULES

PARTICULARS	As at 31.03.2016 Rs.	As at 31.03.2015 Rs.
<b>Schedule 1: CAPITAL</b>		
Capital	1399,67,705	1076,63,697
	<b>1399,67,705</b>	<b>1076,63,697</b>
<b>Schedule 2: SURPLUS FOR THE YEAR</b>		
Surplus for the Year	401,27,323	323,04,008
	<b>401,27,323</b>	<b>323,04,008</b>
<b>Schedule 3: UN RESTRICTED FUNDS</b>		
Endowment Funds	178,60,460	139,68,850
Grants Received	4,25,000	-
	<b>182,85,460</b>	<b>139,68,850</b>
<b>Schedule 4: LOANS / BORROWINGS</b>		
Secured Loans	-	-
	-	-
<b>Schedule 5: CURRENT LIABILITIES &amp; PROVISIONS</b>		
Caution fee	-	-
Other Advances / Fee received in Advance	-	-
Other Creditors	31,45,485	25,90,135
Sundry creditors	-	-
Inter Units	54,65,320	-
	<b>86,10,805</b>	<b>25,90,135</b>
<b>Schedule 6 : FIXED ASSETS</b>		
Fixed Assets at cost less depreciation	94,26,390	96,98,055
	<b>94,26,390</b>	<b>96,98,055</b>
<b>Schedule 7 : INVESTMENTS</b>		
Deposits	1,75,950	1,60,750
FDRs with Schedule Banks	377,37,674	190,53,676
	<b>379,13,624</b>	<b>192,14,426</b>
<b>Schedule 8 : LOANS &amp; ADVANCES</b>		
Advances Recoverable	35,44,245	26,45,289
Other receivables / Tax deduction at source	-	-
Prepaid Expenses / Interest Accrued but not due	9,18,257	4,61,101
Inter Units	1487,21,506	1132,03,011
	<b>1531,84,008</b>	<b>1163,09,401</b>
<b>Schedule 9 : CURRENT ASSETS</b>		
Cash on Hand	14,689	10,000
Bank Balances	64,52,582	112,94,808
	<b>64,67,271</b>	<b>113,04,808</b>

*A. D. Srinivas*

**GAYATRI VIDYA PARISHAD COLLEGE FOR DEGREE AND P.G. COURESES (AUTONOMOUS) VISAKHAPATNAM  
DEGREE AND OTHER P.G. COURSES (CONSOLIDATED)  
SCHEDULES**

PARTICULARS	For the Year Ended 31.03.2016 Rs.	For the Year Ended 31.03.2015 Rs.
<b>Schedule 10: ACADEMIC RECEIPTS</b>		
Tuition fee	739,53,694	616,87,428
Examination fee	90,44,270	88,68,873
Other Academic fee	-	-
	<b>829,97,964</b>	<b>705,56,301</b>
<b>Schedule 11: INCOME FROM INVESTMENTS</b>		
Interest from savings Bank & FDRs	16,75,487	12,31,089
Miscellaneous Income	4,78,133	4,17,030
	<b>21,53,620</b>	<b>16,48,119</b>
<b>Schedule 12: OTHER INCOME</b>		
Consultancy fee	-	-
Transport receipts	-	-
	-	-
<b>Schedule 13: STAFF PAYMENTS &amp; BENEFITS</b>		
Salaries	243,72,799	216,10,006
PF/ESI Contribution	19,45,865	13,51,339
Honorarium	-	-
Staff welfare	10,57,586	14,37,671
	<b>273,76,250</b>	<b>243,99,016</b>
<b>Schedule 14: ACADEMIC EXPENSES</b>		
Library Maintenance / Books and Periodicals	3,23,963	2,52,825
University fee	15,43,940	9,39,490
Student welfare expenses	85,495	22,600
Student welfare expenses PIO	-	-
Examination Expenses	43,16,034	51,55,451
Lab Maintenance	1,97,865	4,55,563
	<b>64,67,297</b>	<b>68,25,929</b>
<b>Schedule 15: ADMINISTRATIVE &amp; GENERAL EXPENSES</b>		
Repairs & Maintenance	11,88,739	8,97,799
Function expenses	9,59,701	6,67,932
Taxes, Licence Fees & Insurance	5,38,757	5,35,467
Electricity Charges	9,17,322	8,16,166
Internet Charges	98,142	-
Professional expenses	-	-
Postage & Telephones	1,92,845	3,00,882
Advertisements	44,323	67,506
Auditors Remuneration	51,300	44,944
Printing & Stationery	1,67,092	3,05,552
Research and consultancy	-	-
Miscellaneous Expenses	44,80,689	25,82,061
Depreciation	21,24,472	22,07,738
	<b>107,63,382</b>	<b>84,26,047</b>
<b>Schedule 16: INTEREST &amp; FINANCIAL CHARGES</b>		
Banks	-	-
Bank Charges	4,375	4,408
	<b>4,375</b>	<b>4,408</b>
<b>Schedule 17: TRANSPORTATION EXPENSES</b>		
Travel and conveyance	4,12,958	2,45,012
Transport expenses	-	-
	<b>4,12,958</b>	<b>2,45,012</b>

*A. Venkatesh*





**M.V. SATYANARAYANA & CO.**  
**CHARTERED ACCOUNTANTS**

**AUDITOR'S REPORT OF GAYATRI VIDYA PARISHAD COLLEGE FOR  
 DEGREE AND PG COURSES TECHNICAL CAMPUS SCHOOL OF ENGINEERING  
 INCLUDING MBA & MCA, : : VISAKHAPATNAM FOR THE YEAR ENDED 31<sup>ST</sup>  
 MARCH, 2017**

1. We have examined the Balance Sheet of Gayatri Vidya Parishad College for Degree and PG Courses Technical Campus School of Engineering including MBA & MCA, Visakhapatnam as at 31<sup>st</sup> March, 2017 and also the Income and Expenditure Account for the year ended on that date. These financial statements are the responsibility of the management. Our responsibility is to express an opinion on these financial statements based on our audit.
2. We have conducted the audit in accordance with auditing standards generally accepted in India. These standards require that we plan and perform the audit to obtain reasonable assurance about whether the financial statements are free of material misstatement. An audit includes examining, on a test basis, evidence supporting the amounts and disclosures in the financial statements. An audit also includes assessing the accounting principles used and significant estimates made by the management, as well as evaluating the overall financial statement presentation. We believe that our audit provides a reasonable basis for our opinion.
3. We further report that:
  - a) We have obtained all the information and explanations, which to the best of our knowledge and belief were necessary for the purpose of our Audit.
  - b) The Balance Sheet and the Income and Expenditure Account dealt with by the Report are in agreement with the books of account.
  - c) In our opinion and to the best of our information and according to the explanations given to us the Balance Sheet as at and the Income and Expenditure Account for the year ended 31<sup>st</sup> March, 2017 give:
    - i) A true and fair view of the College's affairs as at 31<sup>st</sup> March, 2017.
    - AND**
    - ii) A true and fair view of the surplus earned for the year ended 31<sup>st</sup> March, 2017.

Subject to: Tuition Fee being accounted for on receipt basis.

PLACE : VISAKHAPATNAM  
 DATE : 28-07-2017

FOR M V SATYANARAYANA & Co.  
 CHARTERED ACCOUNTANTS  
 REGD NO.003676S

*M V Satyanarayana*  
 ( M V SATYANARAYANA )  
 PROPRIETOR  
 MEMBERSHIP NO. 18537



Fixed Assets - ① to be signed by Secretary

GAYATRI VIDYA PARISHAD COLLEGE FOR DEGREE AND P.G. COURESSES (AUTONOMOUS)  
CONSOLIDATED FOR MBA, MCA AND SCHOOL OF ENGINEERING (TECHNICAL CAMPUS)  
BALANCE SHEET AS AT 31 ST MARCH, 2017

PARTICULARS	Schedule	As at 31.03.2017 Rs.	As at 31.03.2016 Rs.
<b>SOURCES OF FUNDS</b>			
CAPITAL	1	7,07,57,654	6,18,69,273
SURPLUS	2	74,72,327	88,88,381
UN RESTRICTED FUNDS	3	1,99,263	-
LOANS/BORROWINGS	4	1,23,45,755	24,22,694
CURRENT LIABILITIES & PROVISIONS	5	18,06,06,905	16,05,21,496
<b>TOTAL</b>		<b>27,13,81,904</b>	<b>23,37,01,844</b>
<b>APPLICATION OF FUNDS</b>			
FIXED ASSETS	6	16,27,63,080	15,59,35,001
INVESTMENTS	7	94,60,238	1,32,90,964
LOANS & ADVANCES	8	7,77,10,821	5,57,69,352
CURRENT ASSETS	9	2,14,47,765	87,06,527
<b>TOTAL</b>		<b>27,13,81,904</b>	<b>23,37,01,844</b>

Note: Previous year figures have been regrouped wherever necessary

vide our report of even date

For GVP College for Degree & PG Courses (Autonomous)  
Consolidated for MBA, MCA and School of Engineering (Technical Campus)

for M.V.Satyanarayana & Co.  
Chartered Accountants  
Regd No.003676s

*M.V. Satyanarayana*

(M.V.Satyanarayana)  
Proprietor  
Membership No.18537  
Place: Visakhapatnam  
Date : 28.07.2017



*A.S.N. Prasad*  
A.S.N.PRASAD  
President

*V.R.K.Siva Prasad*  
V.R.K.SIVA PRASAD  
Treasurer

*Prof. P. Somia Raju*  
Prof.P.SOMIA RAJU  
Secretary

*D. Dakshinamurthy*  
D. DAKSHINAMURTHY  
Secretary & Correspondent

*Prof. S.K.V. Suryanarayana Raju*  
Prof. S.K.V.SURYANARAYANA RAJU  
Principal

**GAYATRI VIDYA PARISHAD COLLEGE FOR DEGREE AND P.G. COURESES (AUTONOMOUS)  
CONSOLIDATED FOR MBA, MCA AND SCHOOL OF ENGINEERING (TECHNICAL CAMPUS)  
INCOME AND EXPENDITURE ACCOUNT FOR THE YEAR ENDED 31st MARCH, 2017**

PARTICULARS	Schedule	For the Year Ended 31.03.2017 Rs.	For the Year Ended 31.03.2016 Rs.
<b>INCOME</b>			
Academic Receipts	10	10,05,79,057	9,46,69,935
Income from Investments	11	49,92,652	29,51,571
Other Income	12	50,89,000	46,14,100
<b>Total (A)</b>		<b>11,06,60,709</b>	<b>10,22,35,606</b>
<b>EXPENDITURE</b>			
Staff Payments & Benefits	13	5,39,65,742	5,02,18,732
Academic Expenses	14	1,01,43,000	89,90,097
Administrative & General Expenses	15	3,42,47,739	2,84,37,618
Interest & Financial Charges	16	6,07,603	3,98,173
Transportation Expenses	17	42,24,298	53,02,605
<b>Total (B)</b>		<b>10,31,88,382</b>	<b>9,33,47,225</b>
Balance being surplus Carried to capital fund		74,72,327	88,88,381

Note: Previous year figures have been regrouped wherever necessary

vide our report of even date

For GVP College for Degree & PG Courses (Autonomous)  
Consolidated for MBA, MCA and School of Engineering (Technical Campus)

for M.V.Satyanarayana & Co.  
Chartered Accountants  
Regd No.003676s

*M.V. Satyanarayana*

(M.V.Satyanarayana)  
Proprietor  
Membership No.18537  
Place: Visakhapatnam  
Date : 28.07.2017



*A.S.N. Prasad*  
**A.S.N.PRASAD**  
President

*Prof. P. Soma Raju*  
**Prof.P.SOMA RAJU**  
Secretary

*V.R.K.S. Siva Prasad*  
**V.R.K.S.SIVA PRASAD**  
Treasurer

*D. Dakshinamurthy*  
**D. DAKSHINAMURTHY**  
Secretary & Correspondent

*Prof. S.K.V. Suryanarayana Raju*  
**Prof. S.K.V.SURYANARAYANA RAJU**  
Principal

**GAYATRI VIDYA PARISHAD COLLEGE FOR DEGREE AND P.G. COURESES (AUTONOMOUS)  
CONSOLIDATED FOR MBA, MCA AND SCHOOL OF ENGINEERING (TECHNICAL CAMPUS)  
SCHEDULES**

PARTICULARS	As at 31.03.2017 Rs.	As at 31.03.2016 Rs.
<b>Schedule 1: CAPITAL</b>		
Capital	7,07,57,654	6,18,69,273
	<b>7,07,57,654</b>	<b>6,18,69,273</b>
<b>Schedule 2: SURPLUS FOR THE YEAR</b>		
Surplus for the Year	74,72,327	88,88,381
	<b>74,72,327</b>	<b>88,88,381</b>
<b>Schedule 3: UN RESTRICTED FUNDS</b>		
Endowment Funds	-	-
Grants Received	1,99,263	-
	<b>1,99,263</b>	-
<b>Schedule 4: LOANS/BORROWINGS</b>		
Secured Loans	1,23,45,755	24,22,694
	<b>1,23,45,755</b>	<b>24,22,694</b>
<b>Schedule 5: CURRENT LIABILITIES &amp; PROVISIONS</b>		
Caution fee	-	-
Other Advances / Fee received in Advance	-	-
Other Creditors	90,23,699	97,54,740
Sundry Creditors	28,72,531	36,14,532
Inter Units	16,87,10,675	14,71,52,224
	<b>18,06,06,905</b>	<b>16,05,21,496</b>
<b>Schedule 6 : FIXED ASSETS</b>		
Fixed Assets at cost less Depreciation	16,27,63,080	15,59,35,001
	<b>16,27,63,080</b>	<b>15,59,35,001</b>
<b>Schedule 7 : INVESTMENTS</b>		
Deposits	6,32,500	6,32,500
FDR with Schedule Banks	88,27,738	1,26,58,464
	<b>94,60,238</b>	<b>1,32,90,964</b>
<b>Schedule 8 : LOANS &amp; ADVANCES</b>		
Advances Recoverable	17,89,488	11,87,005
Other receivables / Tax deduction at source	51,16,340	67,163
Prepaid Expenses	10,88,066	3,88,862
Inter Units	6,97,16,927	5,41,26,322
	<b>7,77,10,821</b>	<b>5,57,69,352</b>
<b>Schedule 9 : CURRENT ASSETS</b>		
Cash on Hand	12,683	11,610
Bank Balances	2,14,35,082	86,94,917
	<b>2,14,47,765</b>	<b>87,06,527</b>

**GAYATRI VIDYA PARISHAD COLLEGE FOR DEGREE AND P.G. COURESES (AUTONOMOUS)  
CONSOLIDATED FOR MBA, MCA AND SCHOOL OF ENGINEERING (TECHNICAL CAMPUS)  
SCHEDULES**

PARTICULARS	For the year Ended 31.03.2017 Rs.	For the year Ended 31.03.2016 Rs.
<b>Schedule 10: ACADEMIC RECEIPTS</b>		
Tuition Fee	8,76,27,595	8,04,88,500
Examination Fee	52,90,244	71,66,835
Other Academic Fee	76,61,218	70,14,600
	<b>10,05,79,057</b>	<b>9,46,69,935</b>
<b>Schedule 11: INCOME FROM INVESTMENTS</b>		
Interest from Savings Banks & FDRs	15,79,444	17,12,710
Miscellaneous Income	34,13,208	12,38,861
	<b>49,92,652</b>	<b>29,51,571</b>
<b>Schedule 12: OTHER INCOME</b>		
Consultancy Fee	-	-
Transport Receipts	50,89,000	46,14,100
	<b>50,89,000</b>	<b>46,14,100</b>
<b>Schedule 13: STAFF PAYMENTS &amp; BENEFITS</b>		
Salaries	5,21,32,362	4,63,26,137
PF/ESI Contribution	18,33,380	18,69,037
Honorarium	-	-
Staff welfare	-	20,23,558
	<b>5,39,65,742</b>	<b>5,02,18,732</b>
<b>Schedule 14: ACADEMIC EXPENSES</b>		
Library Maintenance /Books and Periodicals	2,11,270	95,685
University Fee	61,56,193	39,21,949
Student welfare Expenses	4,23,226	4,21,570
Student welfare Expenses PIO	-	-
Examination Expenses	27,56,900	41,67,820
Lab Maintenance	5,95,411	3,83,073
	<b>1,01,43,000</b>	<b>89,90,097</b>
<b>Schedule 15: ADMINISTRATIVE &amp; GENERAL EXPENSES</b>		
Repairs & Maintenance	31,13,763	22,24,618
Function Expenses	4,69,498	2,08,512
Taxes, Licence Fees & Insurance	10,98,332	13,38,626
Electricity Charges	40,17,843	41,25,046
Internet Charges	5,00,614	3,50,138
Professional Expenses	24,000	1,86,175
Postage & Telephones	19,956	57,953
Advertisements	2,25,942	1,73,735
Auditors Remuneration	1,38,000	91,200
Printing & Stationery	4,70,985	4,75,722
Research and consultancy	-	-
Miscellaneous Expenses	1,20,575	13,59,581
Depreciation	2,40,48,231	1,78,46,312
	<b>3,42,47,739</b>	<b>2,84,37,618</b>

*D. Srinivas Reddy*



**GAYATRI VIDYA PARISHAD COLLEGE FOR DEGREE AND P.G. COURESES (AUTONOMOUS)  
CONSOLIDATED FOR MBA, MCA AND SCHOOL OF ENGINEERING (TECHNICAL CAMPUS)**

**SCHEDULES**

<b>Schedule 16: INTEREST &amp; FINANCIAL CHARGES</b>		
Banks	3,79,557	3,85,866
Bank Charges	2,28,046	12,307
	<b>6,07,603</b>	<b>3,98,173</b>
<b>Schedule 17: TRANSPORTATION EXPENSES</b>		
Travel and conveyance	9,99,331	7,33,766
Transport expenses	32,24,967	45,68,839
	<b>42,24,298</b>	<b>53,02,605</b>

*D. J. Srinivas*

**GAYATRI VIDYA PARISHAD COLLEGE FOR DEGREE AND P.G.COURSES (AUTONOMOUS) : VISAKHAPATNAM**  
**M.B.A & M.C.A COURSES**

**SCHEDULES OF FIXED ASSETS AND DEPRECIATION THERE ON FOR THE YEAR ENDED 31ST MARCH 2017**

SL. NO.	PARTICULARS	AS ON 01.04.2016		AS ON 31.03.2017		RATE %	GROSS BLOCK		DEPRECIATION FOR THE YEAR		AS ON		NET BLOCK	
		Rs.	Ps.	Rs.	Ps.		Rs.	Ps.	Rs.	Ps.	Rs.	Ps.	Rs.	Ps.
		ADDITIONS/ DELETIONS		AS ON 31.03.2017			FOR THE YEAR		AS ON 01.04.2016		AS ON 31.03.2017		AS ON 01.04.2016	
1	Building at Rushikonda	6,12,88,125.94	-	6,18,84,251.94	-	10	5,96,126.00	-	26,48,061.00	3,54,03,648.94	3,80,51,709.94	2,58,84,477.00	2,38,32,542.00	
2	Bore Well	62,150.00	-	62,150.00	-	10	-	-	1,101.00	51,139.00	52,240.00	11,011.00	9,910.00	
3	Computer lab Renovation	1,59,272.75	-	1,59,272.75	-	10	-	-	4,391.00	1,15,367.75	1,19,758.75	43,905.00	39,514.00	
4	Language Lab Renovation	20,622.00	-	20,622.00	-	10	-	-	683.00	13,792.00	14,475.00	6,830.00	6,147.00	
5	Roads and Culverts(P.G Rusikonda Campus)	49,70,603.47	-	49,70,603.47	-	10	-	-	1,76,324.00	32,07,362.47	33,83,686.47	17,63,241.00	15,86,917.00	
	<b>Sub-Total</b>	<b>6,65,00,774.16</b>		<b>6,70,96,900.16</b>			<b>5,96,126.00</b>		<b>28,30,560.00</b>	<b>3,87,91,310.16</b>	<b>4,16,21,870.16</b>	<b>2,77,09,464.00</b>	<b>2,54,75,030.00</b>	
1	Furniture	40,79,004.41	-	44,17,974.41	-	10	3,38,970.00	-	2,15,107.00	22,66,908.41	24,82,015.41	18,12,096.00	19,35,959.00	
2	Furniture & Upholstery	60,076.50	-	60,076.50	-	10	-	-	1,103.00	49,044.50	50,147.50	11,032.00	9,929.00	
3	A.C Machines	44,03,035.00	-	44,03,035.00	-	10	-	-	1,82,886.00	25,74,179.00	27,57,065.00	18,28,856.00	16,45,970.00	
4	Stabilizers	38,000.00	-	38,000.00	-	15	-	-	208.00	36,614.00	36,822.00	1,386.00	1,178.00	
5	Water Cooler	3,18,294.27	-	3,18,294.27	-	15	-	-	10,538.00	2,48,044.27	2,58,582.27	70,250.00	59,712.00	
6	Water Tank	79,170.00	-	79,170.00	-	15	-	-	696.00	74,527.00	75,223.00	4,643.00	3,947.00	
7	Electrical Equipment	21,54,345.00	-	21,54,345.00	-	15	-	-	67,491.00	14,79,434.00	15,46,925.00	6,74,911.00	6,07,420.00	
8	UPS Systems	21,32,325.00	-	21,32,325.00	-	15	-	-	31,037.00	19,25,414.00	19,56,451.00	2,06,911.00	1,75,874.00	
9	Pump set	69,753.10	-	69,753.10	-	15	-	-	545.00	66,118.10	66,663.10	3,635.00	3,090.00	
10	Water Filter (purifier)	67,020.00	-	67,020.00	-	15	-	-	528.00	63,502.00	64,030.00	3,518.00	2,990.00	
11	EPBAX	39,205.00	-	39,205.00	-	15	-	-	218.00	37,753.00	37,971.00	1,452.00	1,234.00	
12	Projector	11,99,778.00	-	11,99,778.00	-	15	-	-	72,437.00	7,16,865.00	7,89,302.00	4,82,913.00	4,10,476.00	
13	Telephone Instruments	1,67,613.00	-	1,73,288.00	5,675.00	15	-	-	8,526.00	1,16,449.00	1,24,975.00	51,164.00	48,313.00	
14	Electronics Lab Equipment	5,75,686.00	-	5,75,686.00	-	10	-	-	3,857.00	5,49,976.00	5,53,833.00	25,710.00	21,853.00	
15	Xerox machine	2,94,900.00	-	2,94,900.00	-	15	-	-	17,701.00	1,76,894.00	1,94,595.00	1,18,006.00	1,00,305.00	
16	Audio Visual Equipment	1,02,040.00	-	1,02,040.00	-	15	-	-	7,456.00	52,335.00	59,791.00	49,705.00	42,249.00	
17	Bar Code Scanners	27,040.00	-	27,040.00	-	15	-	-	200.00	25,708.00	25,908.00	1,332.00	1,132.00	
18	Generator Set (125 KVA)	7,33,729.00	-	7,33,729.00	-	10	-	-	4,386.00	6,89,868.00	6,94,254.00	43,861.00	39,475.00	
19	Fans	2,70,319.00	-	2,70,319.00	-	10	-	-	3,771.00	2,32,606.00	2,36,377.00	37,713.00	33,942.00	
20	Collar Milkes	34,345.00	-	34,345.00	-	15	-	-	1,336.00	25,437.00	26,773.00	8,908.00	7,572.00	
21	Car No.AP31AT 2001	3,91,241.00	-	3,91,241.00	-	15	-	-	13,593.00	3,00,623.00	3,14,216.00	90,618.00	77,025.00	
22	Games & Sports Equipment	48,853.00	-	48,853.00	-	15	-	-	1,171.00	41,044.00	42,215.00	7,809.00	6,638.00	
23	UPS Batteries	12,88,800.00	-	12,88,800.00	-	15	-	-	61,850.00	8,76,465.00	9,38,315.00	4,12,335.00	3,50,485.00	
24	Language Phone Lab Equip.	5,01,900.00	-	5,01,900.00	-	15	-	-	3,051.00	4,81,562.00	4,84,613.00	20,338.00	17,287.00	
	<b>C/F</b>	<b>1,90,76,472.28</b>		<b>1,94,21,117.28</b>			<b>3,44,645.00</b>		<b>7,09,692.00</b>	<b>1,31,07,370.28</b>	<b>1,38,17,062.28</b>	<b>59,69,102.00</b>	<b>56,04,055.00</b>	

Continued...2

*(Handwritten signature)*

**GAVATRI VIDYA PARISHAD COLLEGE FOR DEGREE AND P.G.COURSES (AUTONOMOUS) : VISAKHAPATNAM**  
**M.B.A & M.C.A COURSES**

**SCHEDULES OF FIXED ASSETS AND DEPRECIATION THERE ON FOR THE YEAR ENDED 31ST MARCH 2017**

SL. NO.	PARTICULARS	GROSS BLOCK			RATE %	DEPRECIATION FOR THE YEAR			NET BLOCK			
		AS ON 01.04.2016		AS ON 31.03.2017		AS ON 01.04.2016		AS ON 31.03.2017				
		Rs.	Ps.	Rs.		Ps.	Rs.	Ps.	Rs.	Ps.		
	B/F	1,90,76,472.28		1,94,21,117.28		1,31,07,370.28		1,38,17,062.28		59,69,102.00		56,04,055.00
25	Bio Metric Attendance System	92,000.00		92,000.00	15	51,179.00		6,123.00		40,821.00		34,698.00
26	Cell phone Instruments	27,500.00		27,500.00	15	12,300.00		2,280.00		15,200.00		12,920.00
27	Fake Note Detector	34,350.00		34,350.00	15	19,569.00		2,217.00		14,781.00		12,564.00
28	Bus - 1			17,52,100.00	15			1,75,210.00				15,76,890.00
29	Bus - 2			17,52,100.00	15			1,75,210.00				15,76,890.00
	Sub-Total	1,92,30,322.28		2,30,79,167.28		1,31,90,418.28		10,70,732.00		1,42,61,150.28		88,18,017.00
1	Computers	1,63,85,895.88		1,65,95,095.88	60	1,57,45,422.88		5,69,744.00		1,62,35,266.88		3,39,829.00
2	Fix Machine	29,800.00		29,800.00	60	29,800.00		-		29,800.00		-
3	Internet Equipment	2,38,000.00		2,38,000.00	60	2,33,016.00		2,900.00		2,36,006.00		1,994.00
	Sub-Total	1,66,53,695.88		1,68,62,895.88		1,60,08,338.88		5,12,734.00		1,65,21,072.88		6,45,357.00
1	Library Books	58,01,093.04		58,01,093.04	60	46,04,180.04		7,18,148.00		51,22,328.04		4,78,763.00
	Sub-Total	58,01,093.04		58,01,093.04		46,04,180.04		7,18,148.00		53,22,328.04		4,78,763.00
	Grand Total	10,81,85,885.36		11,28,40,056.36		7,25,94,247.36		51,32,174.00		7,77,26,421.36		3,55,91,638.00
												3,51,13,635.00

(S.K.V.SURYA PARAYANA RAJU)  
 PRINCIPAL

(D DAKSHINAMURTHY)  
 SECRETARY & CORRESPONDENT

PER OUR REPORT OF EVEN DATE ANNEXED  
 M.V.SATYANARAYANA & CO  
 CHARTERED ACCOUNTANTS  
 Regd. No. 0036766

(A.S.N.PRASAD)  
 PRESIDENT

(V.R.K.S.SIVA PRASAD)  
 TREASURER

(M.V.SATYANARAYANA)  
 PROPRIETOR  
 Membership No: 18537



**GAYATRI VIDYA PARISHAD COLLEGE FOR DEGREE AND PG COURSES  
SCHOOL OF ENGINEERING, RUSHIKONDA, VISAKHAPATNAM-45**

**SCHEDULE OF FIXED ASSETS AND DEPRECIATION THEREON FOR THE YEAR ENDED 31ST MARCH-2017**

Sl.No.	Particulars	Gross Block				Rate %	Depreciation				Net Block		
		As on		Additions/ Deletions	As on		For the Year		As on		As on		
		01-04-2016 Rs.	31-03-2017 Rs.		01-04-2016 Rs.		31-03-2017 Rs.	Rs.	Rs.	31-03-2016 Rs.	31-03-2017 Rs.		
1	A.C.Machines	21,92,496	24,68,196	2,75,700.00	10	10,43,713	11,86,162	1,42,449.00	11,86,162	11,48,783	12,87,034		
2	Computer Lab Equipment & Printers	1,08,92,774	1,30,07,824	21,15,050.00	60	83,81,679	1,11,57,366	27,75,687.00	1,11,57,366	25,11,095	18,50,458		
3	Furniture	25,11,150	27,18,975	2,07,825.00	10	7,14,259	9,14,732	2,00,473.00	9,14,732	17,96,891	18,04,243		
4	Library Books	20,03,109	31,88,091	11,84,982.00	60	6,25,707	21,63,137	15,37,430.00	21,63,137	13,77,402	10,24,954		
5	Electrical Appliances (Equipment)	2,26,346	17,85,645	15,59,299.00	10	1,27,046	3,01,906	1,64,860.00	3,01,906	89,300	14,83,739		
6	UPS Systems	4,54,600	4,54,600	-	15	2,44,601	2,76,101	31,500.00	2,76,101	2,10,000	1,78,500		
7	Motor Pump Sets	29,850	93,850	64,000.00	15	19,464	30,622	11,158.00	30,622	10,387	63,229		
8	Water Cooler / Filters	3,76,320	3,88,370	12,050.00	15	1,33,171	1,71,452	38,281.00	1,71,452	2,43,150	2,16,919		
9	LCD Projector	3,87,150	3,87,150	-	15	1,20,310	1,60,336	40,026.00	1,60,336	2,66,840	2,26,814		
10	Xerox Machine	2,34,240	2,34,240	-	15	1,25,780	1,42,049	16,269.00	1,42,049	1,08,460	92,191		
11	Audio Systems	66,200	66,200	-	15	33,737	38,607	4,870.00	38,607	32,464	27,594		
12	Physics & Chemistry Lab Equipment	6,33,727	6,33,727	-	15	3,54,180	3,96,112	41,932.00	3,96,112	2,79,547	2,37,615		
13	UPS Batteries	4,12,500	4,12,500	-	15	2,42,833	2,68,283	25,450.00	2,68,283	1,69,667	1,44,217		
14	Building Construction at Rushikonda	11,22,31,951	13,14,86,809	1,92,54,858.00	10	1,56,83,442	2,72,63,778	1,15,80,336.00	2,72,63,778	9,65,48,509	10,42,23,031		
15	Mechanical Lab Equipments	48,16,157	48,16,157	-	15	18,49,785	22,94,741	4,44,956.00	22,94,741	29,66,372	25,21,416		
16	Civil Lab Equipments	72,40,132	76,36,022	3,95,890.00	15	20,09,355	28,53,355	8,44,000.00	28,53,355	52,30,777	47,82,667		
17	FDC & ECE Lab Equipments	45,53,791	40,96,541	(4,57,250.00)	15	13,50,823	17,67,682	4,11,859.00	17,67,682	32,02,968	23,33,859		
18	Fire Alarm Systems	63,815	63,815	-	15	34,422	38,831	4,409.00	38,831	29,393	24,984		
19	Lamination Machine	10,261	10,261	-	15	5,534	6,243	709.00	6,243	4,727	4,018		
20	Furniture - Class Rooms	6,69,700	6,72,500	2,800.00	10	2,13,314	2,59,233	45,919.00	2,59,233	4,56,386	4,13,267		
21	Finger Print Image Machine	17,100	17,100	-	15	5,923	7,599	1,676.00	7,599	11,177	9,501		
22	Buses	51,81,894	51,81,894	-	10	16,46,577	20,00,111	3,53,534.00	20,00,111	35,35,317	31,81,783		
23	EPBX	2,40,274	2,40,274	-	15	1,26,523	1,43,586	17,063.00	1,43,586	1,13,750	96,687		
24	CC Cameras	-	4,10,345.00	4,10,345.00	15	-	61,552.00	61,552.00	61,552.00	-	3,48,793		
25	Hybrid Power Systems	-	11,96,590.00	11,96,590.00	10	-	1,19,659.00	1,19,659.00	1,19,659.00	-	10,76,931		
	<b>Total</b>	<b>15,54,45,537</b>	<b>2,62,22,139.00</b>	<b>18,16,67,676</b>		<b>3,51,02,177</b>	<b>5,40,18,234</b>	<b>1,89,16,057</b>	<b>5,40,18,234</b>	<b>12,03,43,363</b>	<b>12,76,49,445</b>		

(Prof.S.K.V.SURYANARAYANA RAJU)  
PRINCIPAL

(A.S.N.PRSAD)  
PRESIDENT

(D DAKSHINAMURTHY)  
SECRETARY & CORRESPONDENT

(V.V.K.S.SIVA PRASAD)  
TREASURER

PER OUR REPORT OF EVEN DATE ANNEXED  
M.V.SATYANARAYANA & CO  
CHARTERED ACCOUNTANTS  
Regd. No 003676 S

PLACE : VISAKHAPATNAM  
DATE : 28.07.2017

M.V.SATYANARAYANA  
PROPRIETOR  
Membership No: 18537



**AUDITOR'S REPORT OF GAYATRI VIDYA PARISHAD COLLEGE FOR  
DEGREE & PG COURSES (AUTONOMOUS) :: VISAKHAPATNAM FOR THE YEAR  
ENDED 31<sup>ST</sup> MARCH, 2017**

1. We have examined the Balance Sheet of Gayatri Vidya Parishad College for Degree & PG Courses (UG & PG Courses), Visakhapatnam as at 31<sup>st</sup> March, 2017 and also the Income and Expenditure Account for the year ended on that date. These financial statements are the responsibility of the management. Our responsibility is to express an opinion on these financial statements based on our audit.
2. We have conducted the audit in accordance with auditing standards generally accepted in India. These standards require that we plan and perform the audit to obtain reasonable assurance about whether the financial statements are free from material misstatement. An audit includes examining, on a test basis, evidence supporting the amounts and disclosures in the financial statements. An audit also includes assessing the accounting principles used and significant estimates made by the management, as well as evaluating the overall financial statement presentation. We believe that our audit provides a reasonable basis for our opinion.
3. We further report that:
  - a) We have obtained all the information and explanations, which to the best of our knowledge and belief were necessary for the purpose of our Audit.
  - b) The Balance Sheet and the Income and Expenditure Account dealt with by the Report are in agreement with the books of account.
  - c) In our opinion and to the best of our information and according to the explanations given to us the Balance Sheet as at and the Income and Expenditure Account for the year ended 31<sup>st</sup> March, 2017 give:
    - i) A true and fair view of the College's affairs as at 31<sup>st</sup> March, 2017.
    - AND
    - ii) A true and fair view of the surplus earned for the year ended 31<sup>st</sup> March, 2017.

Subject to: Tuition Fee being accounted for on receipt basis.

PLACE : VISAKHAPATNAM  
DATE : 28-07-2017

FOR M V SATYANARAYANA & CO.  
CHARTERED ACCOUNTANTS  
REGD NO.003676S



*M V Satyanarayana*  
(M V SATYANARAYANA)  
PROPRIETOR  
MEMBERSHIP NO. 18537

GAYATRI VIDYA PARISHAD COLLEGE FOR DEGREE AND P.G. COURESES (AUTONOMOUS) VISAKHPATNAM  
DEGREE AND OTHER P.G. COURSES (CONSOLIDATED)  
BALANCE SHEET AS AT 31 ST MARCH-2017

PARTICULARS	Schedule	As at 31.03.2017 Rs.	As at 31.03.2016 Rs.
<b><u>SOURCES OF FUNDS</u></b>			
CAPITAL	1	1800,95,028	1399,67,705
SURPLUS	2	508,39,058	401,27,323
UN RESTRICTED FUNDS	3	186,96,596	182,85,460
LOANS/BORROWINGS	4	-	-
CURRENT LIABILITIES & PROVISIONS	5	88,51,846	86,10,805
<b>TOTAL</b>		<b>2584,82,527</b>	<b>2069,91,293</b>
<b><u>APPLICATION OF FUNDS</u></b>			
FIXED ASSETS	6	89,43,433	94,26,390
INVESTMENTS	7	460,40,631	379,13,624
LOANS & ADVANCES	8	1933,92,813	1531,84,008
CURRENT ASSETS	9	101,05,650	64,67,271
<b>TOTAL</b>		<b>2584,82,527</b>	<b>2069,91,293</b>

Note: Previous year figures have been regrouped wherever necessary

vide our report of even date

For GVP College for Degree & PG Courses (Autonomous)  
Degree & Other P.G.Courses

for M.V.Satyanarayana & Co.  
Chartered Accountants  
Regd No.003676s

*M.V. Satyanarayana*

(M.V.Satyanarayana)  
Proprietor  
Membership No.18537  
Place: Visakhapatnam  
Date : 28.07.2017



*A.S.N. Prasad*

A.S.N.PRASAD  
President

*Prof. P. Soma Raju*

Prof.P.SOMA RAJU  
Secretary

*V.R.K.S. Siva Prasad*

V.R.K.S.SIVA PRASAD  
Treasurer

*D. Dakshina Murthy*

D. DAKSHINA MURTHY  
Secretary & Correspondent

*Prof. S.K.V. Suryanarayana Raju*  
Prof. S.K.V.SURYANARAYANA RAJU  
Principal



GAYATRI VIDYA PARISHAD COLLEGE FOR DEGREE AND P.G. COURSES (AUTONOMOUS) VISAKHAPATNAM  
DEGREE AND OTHER P.G. COURSES (CONSOLIDATED)  
INCOME AND EXPENDITURE ACCOUNT FOR THE YEAR ENDED 31st MARCH 2017

PARTICULARS	Schedule	For the Year Ended 31.03.2017 Rs.	For the Year Ended 31.03.2016 Rs.
<b>INCOME</b>			
Academic Receipts	10	962,00,579	829,97,964
Income from investments	11	44,23,268	21,53,620
Other Income	12	-	-
<b>Total (A)</b>		<b>1006,23,847</b>	<b>851,51,584</b>
<b>EXPENDITURE</b>			
Staff Payments & Benefits	13	313,63,742	273,76,250
Academic Expenses	14	66,14,643	64,67,297
Administrative & General Expenses	15	117,27,049	107,63,382
Interest & Financial Charges	16	14,391	4,375
Transportation Expenses	17	64,965	4,12,958
<b>Total (B)</b>		<b>497,84,790</b>	<b>450,24,262</b>
Balance being surplus Carried to capital fund		508,39,058	401,27,323

Note: Previous year figures have been regrouped wherever necessary

vide our report of even date

For GVP College for Degree & PG Courses (Autonomous)  
Degree & Other P.G. Courses

for **M.V.Satyanarayana & Co.**  
Chartered Accountants  
Regd No.003676s

*mvsatyanarayana*

**(M.V.Satyanarayana)**  
Proprietor  
Membership No.18537  
Place: Visakhapatnam  
Date : 28.07.2017



*Prasad*  
**A.S.N.PRASAD**  
President

*V.R.K.S.*  
**V.R.K.S.SIVA PRASAD**  
Treasurer

*P.Soma Raju*  
**Prof.P.SOMA RAJU**  
Secretary

*D. Dakshina Murthy*  
**D. DAKSHINA MURTHY**  
Secretary & Correspondent

*S.K.V. Suryanarayana Raju*  
**Prof. S.K.V.SURYANARAYANA RAJU**  
Principal

**GAYATRI VIDYA PARISHAD COLLEGE FOR DEGREE AND P.G. COURESES (AUTONOMOUS) VISAKHPATNAM  
DEGREE AND OTHER P.G. COURSES (CONSOLIDATED)**

**SCHEDULES**

PARTICULARS	As at 31.03.2017 Rs.	As at 31.03.2016 Rs.
<b>Schedule 1: CAPITAL</b>		
Capital	1800,95,028	1399,67,705
	<b>1800,95,028</b>	<b>1399,67,705</b>
<b>Schedule 2: SURPLUS FOR THE YEAR</b>		
Surplus for the Year	508,39,058	401,27,323
	<b>508,39,058</b>	<b>401,27,323</b>
<b>Schedule 3: UN RESTRICTED FUNDS</b>		
Endowment Funds	182,71,596	178,60,460
Grants Received	4,25,000	4,25,000
	<b>186,96,596</b>	<b>182,85,460</b>
<b>Schedule 4: LOANS / BORROWINGS</b>		
Secured Loans	-	-
	-	-
<b>Schedule 5: CURRENT LIABILITIES &amp; PROVISIONS</b>		
Caution fee	-	-
Other Advances / Fee received in Advance	-	-
Other Creditors	34,18,924	31,45,485
Sundry creditors	-	-
Inter Units	54,32,922	54,65,320
	<b>88,51,846</b>	<b>86,10,805</b>
<b>Schedule 6 : FIXED ASSETS</b>		
Fixed Assets at cost less depreciation	89,43,433	94,26,390
	<b>89,43,433</b>	<b>94,26,390</b>
<b>Schedule 7 : INVESTMENTS</b>		
Deposits	1,97,550	1,75,950
FDRs with Schedule Banks	458,43,081	377,37,674
	<b>460,40,631</b>	<b>379,13,624</b>
<b>Schedule 8 : LOANS &amp; ADVANCES</b>		
Advances Recoverable	58,20,062	35,44,245
Other receivables / Tax deduction at source	-	-
Prepaid Expenses / Interest Accrued but not due	9,60,471	9,18,257
Inter Units	1866,12,280	1487,21,506
	<b>1933,92,813</b>	<b>1531,84,008</b>
<b>Schedule 9 : CURRENT ASSETS</b>		
Cash on Hand	67,535	14,689
Bank Balances	100,38,115	64,52,582
	<b>101,05,650</b>	<b>64,67,271</b>

*Nejima*

**GAYATRI VIDYA PARISHAD COLLEGE FOR DEGREE AND P.G. COURSES (AUTONOMOUS) VISAKHAPATNAM  
DEGREE AND OTHER P.G. COURSES (CONSOLIDATED)**

**SCHEDULES**

PARTICULARS	For the Year Ended 31.03.2016 Rs.	For the Year Ended 31.03.2015 Rs.
<b>Schedule 10: ACADEMIC RECEIPTS</b>		
Tuition fee	861,47,104	739,53,694
Examination fee	100,53,475	90,44,270
Other Academic fee	-	-
	<b>962,00,579</b>	<b>829,97,964</b>
<b>Schedule 11: INCOME FROM INVESTMENTS</b>		
Interest from savings Bank & FDRs	23,65,024	16,75,487
Miscellaneous Income	20,58,244	4,78,133
	<b>44,23,268</b>	<b>21,53,620</b>
<b>Schedule 12: OTHER INCOME</b>		
Consultancy fee	-	-
Transport receipts	-	-
	-	-
<b>Schedule 13: STAFF PAYMENTS &amp; BENEFITS</b>		
Salaries	291,62,363	243,72,799
PF/ESI Contribution	21,91,379	19,45,865
Honorarium	-	-
Staff welfare	10,000	10,57,586
	<b>313,63,742</b>	<b>273,76,250</b>
<b>Schedule 14: ACADEMIC EXPENSES</b>		
Library Maintenance / Books and Periodicals	5,12,458	3,23,963
University fee	26,93,810	15,43,940
Student welfare expenses	-	85,495
Student welfare expenses PIO	-	-
Examination Expenses	30,80,571	43,16,034
Lab Maintenance	3,27,804	1,97,865
	<b>66,14,643</b>	<b>64,67,297</b>
<b>Schedule 15: ADMINISTRATIVE &amp; GENERAL EXPENSES</b>		
Repairs & Maintenance	11,60,917	11,88,739
Function expenses	7,10,242	9,59,701
Taxes, Licence Fees & Insurance	12,48,231	5,38,757
Electricity Charges	8,42,661	9,17,322
Internet Charges	1,41,052	98,142.00
Professional expenses	-	-
Postage & Telephones	2,29,645	1,92,845
Advertisements	1,52,862	44,323
Auditors Remuneration	1,15,000	51,300
Printing & Stationery	4,31,419	1,67,092
Research and consultancy	-	-
Miscellaneous Expenses	48,95,411	44,80,689
Depreciation	17,99,609	21,24,472
	<b>117,27,049</b>	<b>107,63,382</b>
<b>Schedule 16: INTEREST &amp; FINANCIAL CHARGES</b>		
Banks	-	-
Bank Charges	14,391	4,375
	<b>14,391</b>	<b>4,375</b>
<b>Schedule 17: TRANSPORTATION EXPENSES</b>		
Travel and conveyance	55,365	4,12,958
Transport expenses	9,600	-
	<b>64,965</b>	<b>4,12,958</b>

*Agins*

**GAYATRI VIDYA PARISHAD DEGREE COLLEGE (AUTONOMOUS) VISAKHAPATNAM**  
**SCHEDULE OF FIXED ASSETS AND DEPRECIATION THEREON FOR THE YEAR ENDED 31st MARCH, 2017**

Sl. No.	Particulars	Gross Block				Rate	Depreciation				Net Block			
		As on		As on			For the Year		As on		As on		As on	
		Rs.	Pt.	Rs.	Pt.		Rs.	Pt.	Rs.	Pt.	Rs.	Pt.	Rs.	Pt.
1	Buildings	6,99,423.00		4,31,608.00	11,31,031.00	10	1,23,298.00		1,00,773.00	2,24,071.00	5,76,125.00		9,06,960.00	
2	Women's Hostel Building at Rushikonda Less : UGC Grant + Interest on Grant Funds (1,37,88,000 - 40,00,000- 811205.12 - As in last year)	89,76,794.88		-	89,76,794.88	10	37,29,311.88		5,24,749.00	42,54,060.88	52,47,483.00		47,22,734.00	
	<b>Sub - Total</b>	<b>96,76,217.88</b>		<b>4,31,608.00</b>	<b>101,07,825.88</b>		<b>38,52,609.88</b>		<b>6,25,522.00</b>	<b>44,78,131.88</b>	<b>58,23,608.00</b>		<b>56,29,694.00</b>	
3	Furniture (Special Fee Fund)	2,12,720.00		-	2,12,720.00	10	1,84,842.00		2,789.00	1,87,631.00	27,878.00		23,089.00	
4	Furniture	23,63,379.62		1,48,854.00	25,12,433.62	10	14,84,986.62		1,02,745.00	15,87,731.62	8,78,393.00		9,24,702.00	
5	Computer & Other Lab Renovation	6,53,764.00		-	6,53,764.00	10	2,77,978.00		37,579.00	3,15,557.00	3,75,786.00		3,38,207.00	
6	A.C.Machines	7,30,000.00		37,000.00	7,67,000.00	15	2,61,014.00		75,898.00	3,36,912.00	4,68,986.00		4,30,088.00	
7	Water Cooler	1,18,240.72		-	1,18,240.72	15	1,10,994.72		1,007.00	1,12,081.72	7,246.00		6,159.00	
8	Electrical Appliances	11,26,296.36		65,200.00	11,91,496.36	15	9,35,162.36		38,450.00	9,73,612.36	1,91,134.00		2,17,884.00	
9	UPS Batteries	3,58,310.00		-	3,58,310.00	15	1,21,831.00		35,472.00	1,57,303.00	2,36,479.00		2,01,007.00	
10	Pump Sets	52,839.50		-	52,839.50	15	46,773.50		910.00	47,683.50	6,066.00		5,156.00	
11	Water Purifier	55,990.00		-	55,990.00	15	36,099.00		2,983.00	39,082.00	19,891.00		16,908.00	
12	Refrigerator	7,300.00		-	7,300.00	15	7,300.00		-	7,300.00	-		-	
13	EPABX	2,34,290.00		-	2,34,290.00	15	1,70,802.00		9,523.00	1,80,325.00	63,488.00		53,965.00	
14	LCD Projector	1,29,762.00		-	1,29,762.00	15	1,09,103.00		3,099.00	1,12,202.00	20,659.00		17,560.00	
15	Telephone Sets	21,830.00		-	21,830.00	15	9,080.00		1,912.00	10,992.00	12,750.00		10,838.00	
	<b>C/F</b>	<b>60,64,922.20</b>		<b>2,31,054.00</b>	<b>63,15,976.20</b>		<b>37,55,966.20</b>		<b>3,12,447.00</b>	<b>40,68,413.20</b>	<b>23,08,956.00</b>		<b>22,47,563.00</b>	

**GAYATRI VIDYA PARISHAD DEGREE COLLEGE (AUTONOMOUS) VISAKHAPATNAM**  
**SCHEDULE OF FIXED ASSETS AND DEPRECIATION THEREON FOR THE YEAR ENDED 31st MARCH, 2017**

Sl. No.	Particulars	Gross Block						Rate	Depreciation						Net Block	
		As on		Additions/		As on			For the Year		As on		As on		Rs.	Ps.
		Rs.	Ps.	Rs.	Ps.	Rs.	Ps.		Rs.	Ps.	Rs.	Ps.	Rs.	Ps.		
		01-04-2016		31-03-2017		01-04-2016		31-03-2017		31-03-2016		31-03-2017				
16	Lab Equipment and Computers	60,04,922.20	-	2,51,054.00	-	63,15,976.20	-	37,55,966.20	3,12,447.00	60,58,413.20	23,08,956.00	32,47,563.00				
17	Xerox Machine	40,33,073.81	-	-	-	40,33,073.81	15	29,54,307.81	11,815.00	39,66,122.81	78,766.00	66,951.00				
18	Audio Systems	78,336.68	-	-	-	78,336.68	15	64,077.68	2,136.00	66,233.68	14,239.00	12,103.00				
19	Bar Code Scanner(Spl Fund)	18,515.00	-	-	-	18,515.00	15	16,930.00	239.00	17,159.00	1,595.00	1,356.00				
20	Generator	26,053.00	-	-	-	26,053.00	15	24,389.00	340.00	24,729.00	2,264.00	1,924.00				
21	Office Equipment	8,42,636.72	-	-	-	8,42,636.72	15	4,81,891.72	54,142.50	5,55,833.72	3,60,945.00	3,06,883.00				
22	Equipment (Special Fee Fund)	4,52,164.22	-	-	-	4,52,164.22	15	4,50,714.22	217.00	4,50,931.22	1,430.00	1,235.00				
23	Physics Lab Equipment	81,625.25	-	-	-	81,625.25	15	80,062.25	534.00	80,596.25	3,563.00	1,029.00				
24	Games & Sports Equipment	1,45,899.30	-	-	-	1,45,899.30	15	1,38,774.30	1,089.00	1,39,843.30	7,125.00	6,056.00				
25	Nikon D-90/ HD Camera	64,950.00	-	-	-	64,950.00	15	31,045.00	5,086.00	36,131.00	33,905.00	28,819.00				
26	One Evn kwp system	84,350.00	-	1,28,930.00	-	2,13,280.00	15	45,357.00	25,189.00	70,546.00	38,593.00	1,42,734.00				
27	Biometric air based pass	2,47,614.00	-	-	-	2,47,614.00	15	1,58,820.00	13,319.00	1,72,139.00	88,794.00	75,475.00				
		56,000.00	-	-	-	56,000.00	15	29,225.00	4,016.00	33,201.00	26,775.00	22,799.00				
	<b>Sub - Total</b>	<b>121,28,740.18</b>	<b>3,79,584.00</b>	<b>3,79,584.00</b>	<b>3,79,584.00</b>	<b>125,78,724.18</b>		<b>91,31,476.18</b>	<b>4,30,549.00</b>	<b>96,61,919.18</b>	<b>29,67,370.00</b>	<b>29,16,805.00</b>				
28	Computer Lab Equipment	54,32,999.00	-	3,44,261.00	-	57,77,260.00	60	49,49,718.00	4,96,525.00	54,46,243.00	4,83,281.00	3,31,017.00				
30	Tally Software	14,382.00	-	-	-	14,382.00	60	33,012.00	822.00	13,834.00	1,370.00	548.00				
	<b>Sub - Total</b>	<b>54,47,381.00</b>	<b>3,44,261.00</b>	<b>3,44,261.00</b>	<b>3,44,261.00</b>	<b>57,91,642.00</b>		<b>49,62,730.00</b>	<b>4,97,347.00</b>	<b>54,60,077.00</b>	<b>4,84,651.00</b>	<b>3,31,665.00</b>				
29	Library Books	9,45,031.61	-	12,662.00	-	9,57,693.61	60	7,94,270.61	98,054.00	8,92,324.61	1,50,761.00	65,360.00				
	<b>Sub - Total</b>	<b>9,45,031.61</b>	<b>12,662.00</b>	<b>12,662.00</b>	<b>12,662.00</b>	<b>9,57,693.61</b>		<b>7,94,270.61</b>	<b>96,054.00</b>	<b>8,92,324.61</b>	<b>1,50,761.00</b>	<b>65,360.00</b>				
	<b>Grand Total</b>	<b>282,67,370.67</b>	<b>11,68,515.00</b>	<b>11,68,515.00</b>	<b>11,68,515.00</b>	<b>294,35,885.67</b>		<b>188,40,986.67</b>	<b>16,51,471.00</b>	<b>204,92,452.67</b>	<b>94,26,390.00</b>	<b>89,43,433.00</b>				
								<b>Transfer from Parkash</b>	<b>1,48,137.00</b>							

(Prof. S.K.V.SURYA NARAYANA RAJU)  
 PRINCIPAL

(A.S.N.PRASAD)  
 PRESIDENT

(P. SOMARAJU)  
 SECRETARY

(V.R.K.SIVA PRASAD)  
 TREASURER

(D.DAKSHINAMURTHY)  
 SECRETARY & CORRESPONDENT

PLACE : VISAKHAPATNAM  
 DATE : 28.07.2017

PER OUR REPORT OF EVEN DATE ANNEXED  
 CHARTERED ACCOUNTANTS  
 Regd. No 003676cs

*M.V. Satyanarayana*  
 (M.V.SATYANARAYANA)  
 PROPRIETOR  
 Membership No : 18557



**M.V. SATYANARAYANA & CO.**  
CHARTERED ACCOUNTANTS

**AUDITOR'S REPORT OF GAYATRI VIDYA PARISHAD COLLEGE FOR DEGREE  
AND PG COURSES TECHNICAL CAMPUS SCHOOL OF ENGINEERING INCLUDING  
MBA & MCA, : : VISAKHAPATNAM FOR THE YEAR ENDED 31<sup>ST</sup> MARCH, 2018**

1. We have examined the Balance Sheet of Gayatri Vidya Parishad College for Degree and PG Courses Technical Campus School of Engineering including MBA & MCA, Visakhapatnam as at 31st March, 2018 and also the Income and Expenditure Account for the year ended on that date. These financial statements are the responsibility of the management. Our responsibility is to express an opinion on these financial statements based on our audit.
2. We have conducted the audit in accordance with auditing standards generally accepted in India. These standards require that we plan and perform the audit to obtain reasonable assurance about whether the financial statements are free of material misstatement. An audit includes examining, on a test basis, evidence supporting the amounts and disclosures in the financial statements. An audit also includes assessing the accounting principles used and significant estimates made by the management, as well as evaluating the overall financial statement presentation. We believe that our audit provides a reasonable basis for our opinion.
3. We further report that:
  - a) We have obtained all the information and explanations, which to the best of our knowledge and belief were necessary for the purpose of our Audit.
  - b) The Balance Sheet and the Income and Expenditure Account dealt with by the Report are in agreement with the books of account.
  - c) In our opinion and to the best of our information and according to the explanations given to us the Balance Sheet as at and the Income and Expenditure Account for the year ended 31st March, 2018 give:
    - i) A true and fair view of the College's affairs as at 31<sup>st</sup> March, 2018.
    - ii) A true and fair view of the Deficit incurred for the year ended 31<sup>st</sup> March, 2018.

**AND**

Subject to: Tuition Fee being accounted for on receipt basis.

PLACE : VISAKHAPATNAM  
DATE : 28/06/2018

FOR M V SATYANARAYANA & CO.  
CHARTERED ACCOUNTANTS  
REGD NO.003676S



*M V Satyanarayana*  
( M V SATYANARAYANA )  
PROPRIETOR  
MEMBERSHIP NO. 18537



**GAYATRI VIDYA PARISHAD COLLEGE FOR DEGREE AND P.G. COURESES (AUTONOMOUS)  
CONSOLIDATED FOR MBA, MCA AND SCHOOL OF ENGINEERING (TECHNICAL CAMPUS)  
BALANCE SHEET AS AT 31 ST MARCH, 2018**

PARTICULARS	Schedule	As at 31.03.2018 Rs.	As at 31.03.2017 Rs.
<b><u>SOURCES OF FUNDS</u></b>			
CAPITAL	1	7,82,29,980	7,07,57,654
SURPLUS / DEFICIT	2	-70,93,259	74,72,327
UN RESTRICTED FUNDS	3	1,99,263	1,99,263
LOANS/BORROWINGS	4	85,84,785	1,23,45,755
CURRENT LIABILITIES & PROVISIONS	5	20,20,75,307	18,06,06,906
<b>TOTAL</b>		<b>28,19,96,076</b>	<b>27,13,81,905</b>
<b><u>APPLICATION OF FUNDS</u></b>			
FIXED ASSETS	6	16,86,44,913	16,27,63,080
INVESTMENTS	7	49,71,994	94,60,238
LOANS & ADVANCES	8	9,01,25,246	7,77,10,822
CURRENT ASSETS	9	1,82,53,923	2,14,47,765
<b>TOTAL</b>		<b>28,19,96,076</b>	<b>27,13,81,905</b>

Note: Previous year figures have been regrouped wherever necessary

vide our report of even date

For GVP College for Degree & PG Courses (Autonomous)  
Consolidated for MBA, MCA and School of Engineering (Technical Campus)

for M.V.Satyanarayana & Co.  
Chartered Accountants  
Regd No.003676s

*S.K.V. Suryanarayana Raju*  
**Prof. S.K.V.SURYANARAYANA RAJU**  
Principal

*D. Dakshina Murthy*  
**D. DAKSHINA MURTHY**  
Secretary & Correspondent

(M.V.Satyanarayana)  
Proprietor  
Membership No.18537  
Place: Visakhapatnam  
Date : 28.06.2018



*V.R.K.S. Siva Prasad*  
**V.R.K.S.SIVA PRASAD**  
Treasurer

*Prof. P. Soma Raju*  
**Prof.P.SOMA RAJU**  
Secretary

**GAYATRI VIDYA PARISHAD COLLEGE FOR DEGREE AND P.G. COURESES (AUTONOMOUS)  
CONSOLIDATED FOR MBA, MCA AND SCHOOL OF ENGINEERING (TECHNICAL CAMPUS)  
INCOME AND EXPENDITURE ACCOUNT FOR THE YEAR ENDED 31st MARCH, 2018**

PARTICULARS	Schedule	For the Year Ended 31.03.2018 Rs.	For the Year Ended 31.03.2017 Rs.
<b>INCOME</b>			
Academic Receipts	10	9,57,13,925	10,05,79,057
Income from Investments	11	67,45,546	49,92,652
Other Income	12	64,02,070	50,89,000
<b>Total (A)</b>		<b>10,88,61,541</b>	<b>11,06,60,709</b>
<b>EXPENDITURE</b>			
Staff Payments & Benefits	13	5,81,50,131	5,39,65,742
Academic Expenses	14	1,10,95,349	1,01,43,000
Administrative & General Expenses	15	3,70,97,709	3,42,47,739
Interest & Financial Charges	16	16,26,567	6,07,603
Transportation Expenses	17	79,85,044	42,24,298
<b>Total (B)</b>		<b>11,59,54,800</b>	<b>10,31,88,382</b>
Balance being surplus Carried to capital fund		(70,93,259)	74,72,327

Note: Previous year figures have been regrouped wherever necessary

vide our report of even date

For GVP College for Degree & PG Courses (Autonomous)  
Consolidated for MBA, MCA and School of Engineering (Technical Campus)

for M.V.Satyanarayana & Co.  
Chartered Accountants  
Regd No.003676s

*S.K.V. Suryanarayana Raju*  
Prof. S.K.V.SURYANARAYANA RAJU  
Principal

*M.V. Satyanarayana*

*D. Dakshina Murthy*  
D. DAKSHINA MURTHY  
Secretary & Correspondent

(M.V.Satyanarayana)  
Proprietor  
Membership No.18537  
Place: Visakhapatnam  
Date : 28.06.2018



*V.R.K.S. Siva Prasad*  
V.R.K.S.SIVA PRASAD  
Treasurer

*Prof. P. Soma Raju*  
Prof.P.SOMA RAJU  
Secretary

**GAYATRI VIDYA PARISHAD COLLEGE FOR DEGREE AND P.G. COURESES (AUTONOMOUS)  
CONSOLIDATED FOR MBA, MCA AND SCHOOL OF ENGINEERING (TECHNICAL CAMPUS)  
SCHEDULES**


PARTICULARS	As at 31.03.2018 Rs.	As at 31.03.2017 Rs.
<b>Schedule 1: CAPITAL</b>		
Capital	7,82,29,980	7,07,57,654
	<b>7,82,29,980</b>	<b>7,07,57,654</b>
<b>Schedule 2: SURPLUS FOR THE YEAR</b>		
Surplus for the Year	(70,93,259)	74,72,327
	<b>(70,93,259)</b>	<b>74,72,327</b>
<b>Schedule 3: UN RESTRICTED FUNDS</b>		
Endowment Funds	-	-
Grants Received	1,99,263	1,99,263
	<b>1,99,263</b>	<b>1,99,263</b>
<b>Schedule 4: LOANS/BORROWINGS</b>		
Secured Loans	85,84,785	1,23,45,755
	<b>85,84,785</b>	<b>1,23,45,755</b>
<b>Schedule 5: CURRENT LIABILITIES &amp; PROVISIONS</b>		
Caution fee	-	-
Other Advances / Fee received in Advance	-	-
Other Creditors	1,24,71,816	90,23,699
Sundry Creditors	9,41,221	28,72,531
Inter Units	18,86,62,270	16,87,10,676
	<b>20,20,75,307</b>	<b>18,06,06,906</b>
<b>Schedule 6 : FIXED ASSETS</b>		
Fixed Assets at cost less Depreciation	16,86,44,913	16,27,63,080
	<b>16,86,44,913</b>	<b>16,27,63,080</b>
<b>Schedule 7 : INVESTMENTS</b>		
Deposits	7,08,900	6,32,500
FDR with Schedule Banks	42,63,094	88,27,738
	<b>49,71,994</b>	<b>94,60,238</b>
<b>Schedule 8 : LOANS &amp; ADVANCES</b>		
Advances Recoverable	6,78,898	17,89,489
Other receivables / Tax deduction at source	1,01,00,377	51,16,340
Prepaid Expenses	6,16,564	10,88,066
Inter Units	7,87,29,407	6,97,16,927
	<b>9,01,25,246</b>	<b>7,77,10,822</b>
<b>Schedule 9 : CURRENT ASSETS</b>		
Cash on Hand	18,493	12,683
Bank Balances	1,82,35,430	2,14,35,082
	<b>1,82,53,923</b>	<b>2,14,47,765</b>

**GAYATRI VIDYA PARISHAD COLLEGE FOR DEGREE AND P.G. COURESES (AUTONOMOUS)  
CONSOLIDATED FOR MBA, MCA AND SCHOOL OF ENGINEERING (TECHNICAL CAMPUS)  
SCHEDULES**

PARTICULARS	For the year Ended 31.03.2018 Rs.	For the year Ended 31.03.2017 Rs.
<b>Schedule 10: ACADEMIC RECEIPTS</b>		
Tuition Fee	9,03,83,420	8,76,27,595
Examination Fee	18,07,000	52,90,244
Other Academic Fee	35,23,505	76,61,218
	<b>9,57,13,925</b>	<b>10,05,79,057</b>
<b>Schedule 11: INCOME FROM INVESTMENTS</b>		
Interest from Savings Banks & FDRs	5,31,978	15,79,444
Miscellaneous Income	62,13,568	34,13,208
	<b>67,45,546</b>	<b>49,92,652</b>
<b>Schedule 12: OTHER INCOME</b>		
Consultancy Fee	1,00,000	-
Transport Receipts	63,02,070	50,89,000
	<b>64,02,070</b>	<b>50,89,000</b>
<b>Schedule 13: STAFF PAYMENTS &amp; BENEFITS</b>		
Salaries	5,51,12,895	5,21,32,362
PF/ESI Contribution	22,77,886	18,33,380
Honorarium	7,59,350	-
Staff welfare	-	-
	<b>5,81,50,131</b>	<b>5,39,65,742</b>
<b>Schedule 14: ACADEMIC EXPENSES</b>		
Library Maintenance /Books and Periodicals	9,75,581	2,11,270
Faculty Development / Seminars & Workshops Expenses	72,912	-
AICTE & University Fee	43,82,956	61,56,193
Student welfare Expenses	19,86,723	4,23,226
Student welfare Expenses PIO	-	-
Examination Expenses	19,50,026	27,56,900
Lab Maintenance	17,27,151	5,95,411
	<b>1,10,95,349</b>	<b>1,01,43,000</b>
<b>Schedule 15: ADMINISTRATIVE &amp; GENERAL EXPENSES</b>		
Repairs & Maintenance	36,44,844	31,13,763
Function Expenses	9,76,563	4,69,498
Taxes, Licence Fees & Insurance	17,56,967	10,98,332
Electricity Charges	47,04,815	40,17,843
Internet Charges	6,48,908	5,00,614
Professional Expenses	44,000	24,000
Postage & Telephones	58,362	19,956
Advertisements	2,51,794	2,25,942
Auditors Remuneration	1,35,700	1,38,000
Printing & Stationery	5,80,059	4,70,985
Research and consultancy	-	-
Miscellaneous Expenses	9,63,867	1,20,575
Depreciation	2,33,31,830	2,40,48,231
	<b>3,70,97,709</b>	<b>3,42,47,739</b>

**GAYATRI VIDYA PARISHAD COLLEGE FOR DEGREE AND P.G. COURESES (AUTONOMOUS)  
CONSOLIDATED FOR MBA, MCA AND SCHOOL OF ENGINEERING (TECHNICAL CAMPUS)  
SCHEDULES**

<b>Schedule 16: INTEREST &amp; FINANCIAL CHARGES</b>		
Banks	15,96,958	3,79,557
Bank Charges	29,609	2,28,046
	<b>16,26,567</b>	<b>6,07,603</b>
<b>Schedule 17: TRANSPORTATION EXPENSES</b>		
Travel and conveyance	11,99,354	9,99,331
Transport expenses	67,85,690	32,24,967
	<b>79,85,044</b>	<b>42,24,298</b>



**GAYATRI VIDYA PARISHAD COLLEGE FOR DEGREE AND P.G. COURSES (AUTONOMOUS) :: VISAKHAPATNAM**  
**M.B.A & M.C.A COURSES**

**SCHEDULES OF FIXED ASSETS AND DEPRECIATION THERE ON FOR THE YEAR ENDED 31ST MARCH 2018**

SL. NO.	PARTICULARS	GROSS BLOCK				RATE	DEPRECIATION				NET BLOCK			
		AS ON 01.04.2017		AS ON 31.03.2018			FOR THE YEAR		AS ON 31.03.2018		AS ON 01.04.2017		AS ON 31.03.2018	
		Rs.	P.	Rs.	P.		Rs.	P.	Rs.	P.	Rs.	P.	Rs.	P.
1	Building at Rushikonda	6,18,84,251.94	-	6,18,84,251.94	10	23,83,254.00	4,04,34,963.94	2,38,32,542.00	2,38,32,542.00	2,14,49,288.00	2,14,49,288.00	2,14,49,288.00	2,14,49,288.00	
2	Bore Well	62,150.00	-	62,150.00	10	991.00	53,231.00	9,910.00	9,910.00	8,919.00	8,919.00	8,919.00	8,919.00	
3	Computer lab Renovation	1,59,272.75	-	1,59,272.75	10	3,951.00	1,23,709.75	39,514.00	39,514.00	35,563.00	35,563.00	35,563.00	35,563.00	
4	Language Lab Renovation	20,622.00	-	20,622.00	10	615.00	15,090.00	6,147.00	6,147.00	5,532.00	5,532.00	5,532.00	5,532.00	
5	Roads and Culverts(P.G. Rushikonda Campus)	49,70,603.47	-	49,70,603.47	10	1,58,692.00	35,42,378.47	15,86,917.00	15,86,917.00	14,28,223.00	14,28,223.00	14,28,223.00	14,28,223.00	
	<b>Sub-Total</b>	<b>6,70,96,900.16</b>	<b>-</b>	<b>6,70,96,900.16</b>		<b>25,47,503.00</b>	<b>4,41,69,373.16</b>	<b>2,54,75,030.00</b>	<b>2,54,75,030.00</b>	<b>2,29,27,527.00</b>	<b>2,29,27,527.00</b>	<b>2,29,27,527.00</b>	<b>2,29,27,527.00</b>	
1	Furniture	44,17,974.41	1,91,209.00	46,09,183.41	10	2,12,717.00	26,94,732.41	19,35,929.00	19,35,929.00	19,14,451.00	19,14,451.00	19,14,451.00	19,14,451.00	
2	Furniture & Upholstery	60,076.50	-	60,076.50	10	993.00	51,140.50	9,929.00	9,929.00	8,936.00	8,936.00	8,936.00	8,936.00	
3	A.C Machines	44,03,035.00	29,500.00	44,32,535.00	10	1,67,547.00	29,24,612.00	16,45,970.00	16,45,970.00	15,07,923.00	15,07,923.00	15,07,923.00	15,07,923.00	
4	Stabilizers	38,000.00	-	38,000.00	15	177.00	36,999.00	1,178.00	1,178.00	1,001.00	1,001.00	1,001.00	1,001.00	
5	Water Cooler	3,18,294.27	-	3,18,294.27	15	18,782.00	2,77,364.27	3,947.00	3,947.00	3,355.00	3,355.00	3,355.00	3,355.00	
6	Water Tank	79,170.00	-	79,170.00	15	592.00	75,815.00	6,074.20	6,074.20	6,59,806.00	6,59,806.00	6,59,806.00	6,59,806.00	
7	Electrical Equipment	21,54,345.00	1,33,750.00	22,88,095.00	15	81,364.00	16,28,289.00	1,75,874.00	1,75,874.00	1,49,493.00	1,49,493.00	1,49,493.00	1,49,493.00	
8	UPS Systems	21,32,325.00	-	21,32,325.00	15	26,381.00	19,82,832.00	3,090.00	3,090.00	2,626.00	2,626.00	2,626.00	2,626.00	
9	Pump set	69,753.10	-	69,753.10	15	464.00	67,127.10	2,990.00	2,990.00	68,041.00	68,041.00	68,041.00	68,041.00	
10	Water Filter (purifier)	67,020.00	65,500.00	1,32,520.00	15	449.00	64,479.00	2,990.00	2,990.00	1,049.00	1,049.00	1,049.00	1,049.00	
11	EPBAX	39,205.00	-	39,205.00	15	185.00	38,156.00	1,234.00	1,234.00	1,049.00	1,049.00	1,049.00	1,049.00	
12	Projector	11,99,778.00	1,99,406.00	13,99,184.00	15	91,482.00	8,80,784.00	4,10,476.00	4,10,476.00	5,18,400.00	5,18,400.00	5,18,400.00	5,18,400.00	
13	Telephone Instruments	1,73,288.00	-	1,73,288.00	15	722.00	1,25,697.00	48,313.00	48,313.00	47,591.00	47,591.00	47,591.00	47,591.00	
14	Electronics Lab Equipment	5,75,686.00	-	5,75,686.00	10	3,278.00	5,57,111.00	21,853.00	21,853.00	18,573.00	18,573.00	18,573.00	18,573.00	
15	Xerox machine	2,94,900.00	59,000.00	3,53,900.00	15	23,896.00	2,18,491.00	1,00,305.00	1,00,305.00	1,55,409.00	1,55,409.00	1,55,409.00	1,55,409.00	
16	Audio Visual Equipment	1,02,040.00	-	1,02,040.00	15	6,337.00	66,128.00	42,249.00	42,249.00	35,912.00	35,912.00	35,912.00	35,912.00	
17	Bar Code Scanners	27,040.00	-	27,040.00	15	170.00	26,078.00	1,132.00	1,132.00	962.00	962.00	962.00	962.00	
18	Generator Set (125 KVA)	7,33,729.00	-	7,33,729.00	10	3,943.00	6,98,197.00	39,475.00	39,475.00	35,532.00	35,532.00	35,532.00	35,532.00	
19	Fans	2,70,319.00	-	2,70,319.00	10	3,940.00	2,39,771.00	33,942.00	33,942.00	30,548.00	30,548.00	30,548.00	30,548.00	
20	Collar Mikes	34,345.00	-	34,345.00	15	1,136.00	27,909.00	7,572.00	7,572.00	6,436.00	6,436.00	6,436.00	6,436.00	
21	Car No. AP31AT 2001	3,91,241.00	-	3,91,241.00	15	11,554.00	3,25,770.00	77,025.00	77,025.00	65,471.00	65,471.00	65,471.00	65,471.00	
22	Games & Sports Equipment	48,853.00	-	48,853.00	15	996.00	43,211.00	6,638.00	6,638.00	5,642.00	5,642.00	5,642.00	5,642.00	
23	UPS Batteries	12,88,800.00	-	12,88,800.00	15	52,573.00	9,90,888.00	3,50,485.00	3,50,485.00	2,97,912.00	2,97,912.00	2,97,912.00	2,97,912.00	
24	Language Phone Lab Equip.	5,01,900.00	-	5,01,900.00	15	2,593.00	4,87,206.00	17,287.00	17,287.00	14,694.00	14,694.00	14,694.00	14,694.00	
	<b>C/F</b>	<b>1,94,21,117.28</b>	<b>6,78,365.00</b>	<b>2,00,99,482.28</b>		<b>7,11,725.00</b>	<b>1,45,28,787.28</b>	<b>56,04,055.00</b>	<b>56,04,055.00</b>	<b>55,70,695.00</b>	<b>55,70,695.00</b>	<b>55,70,695.00</b>	<b>55,70,695.00</b>	

Continued...2

*A Anshu*



**GAYATRI VIDYA PARISHAD COLLEGE FOR DEGREE AND P.G. COURSES (AUTONOMOUS) : VISAKHAPATNAM**  
**M.B.A & M.C.A COURSES**

**SCHEDULES OF FIXED ASSETS AND DEPRECIATION THERE ON FOR THE YEAR ENDED 31ST MARCH 2018**

Sl. NO.	PARTICULARS	AS ON		GROSS BLOCK		RATE	AS ON		DEPRECIATION		AS ON		NET BLOCK	
		01.04.2017	31.03.2018	Rs.	Ps.		Rs.	Ps.	01.04.2017	31.03.2018	01.04.2017	31.03.2018	Rs.	Ps.
25	Bio Metric Attendance System	1,94,21,117.28	2,00,99,482.28	6,78,365.00	-	15	1,38,17,062.28	1,45,28,787.28	7,11,725.00	62,507.00	56,04,055.00	34,698.00	55,70,695.00	29,493.00
26	Cell phone Instruments	27,500.00	27,500.00	-	-	15	14,580.00	16,518.00	1,938.00	16,518.00	12,920.00	12,564.00	10,982.00	
27	Fake Note Detector	34,350.00	34,350.00	-	-	15	21,786.00	23,671.00	1,885.00	23,671.00	12,564.00	10,679.00		
28	Bus - 1	17,52,100.00	17,52,100.00	-	-	15	1,75,210.00	3,32,899.00	1,57,689.00	3,32,899.00	15,76,890.00	14,19,201.00		
29	Bus - 2	17,52,100.00	17,52,100.00	-	-	15	1,75,210.00	3,32,899.00	1,57,689.00	3,32,899.00	15,76,890.00	14,19,201.00		
	<b>Sub-Total</b>	<b>2,30,79,167.28</b>	<b>2,37,57,532.28</b>	<b>6,78,365.00</b>	<b>-</b>		<b>1,42,61,150.28</b>	<b>1,52,97,281.28</b>	<b>10,36,131.00</b>	<b>1,52,97,281.28</b>	<b>88,18,017.00</b>	<b>84,60,251.00</b>		
1	Computers	1,65,95,095.88	1,67,94,139.88	1,99,044.00	-	60	1,62,55,266.88	3,23,324.00	3,23,324.00	1,65,78,590.88	3,39,829.00	2,15,549.00		
2	Fax Machine	29,800.00	29,800.00	-	-	60	29,800.00	-	-	29,800.00	-	-		
3	Internet Equipment	2,38,000.00	2,38,000.00	-	-	60	2,36,006.00	1,196.00	1,196.00	2,37,202.00	1,994.00	798.00		
	<b>Sub-Total</b>	<b>1,68,62,895.88</b>	<b>1,70,61,939.88</b>	<b>1,99,044.00</b>	<b>-</b>		<b>1,65,21,072.88</b>	<b>3,24,520.00</b>	<b>3,24,520.00</b>	<b>1,68,45,992.88</b>	<b>3,41,823.00</b>	<b>2,16,347.00</b>		
1	Library Books	58,01,993.04	59,97,174.04	1,96,081.00	-	60	53,22,328.04	4,04,908.00	4,04,908.00	57,27,236.04	4,78,765.00	2,69,938.00		
	<b>Sub-Total</b>	<b>58,01,993.04</b>	<b>59,97,174.04</b>	<b>1,96,081.00</b>	<b>-</b>		<b>53,22,328.04</b>	<b>4,04,908.00</b>	<b>4,04,908.00</b>	<b>57,27,236.04</b>	<b>4,78,765.00</b>	<b>2,69,938.00</b>		
	<b>Grand Total Rs.</b>	<b>11,28,40,056.36</b>	<b>11,39,13,546.36</b>	<b>10,73,490.00</b>	<b>-</b>		<b>7,77,26,421.36</b>	<b>8,20,39,483.36</b>	<b>43,13,062.00</b>	<b>8,20,39,483.36</b>	<b>3,51,13,635.00</b>	<b>3,18,74,063.00</b>		

*(S.K.V.SURYA NARAYANA RAJU)*  
**PRINCIPAL**

*(Prof. P.SOMARAJU)*  
**SECRETARY**

*(D DAKSHINA MURTHY)*  
**SECRETARY & CORRESPONDENT**

*(V.R.K.S.SIVA PRASAD)*  
**TREASURER**

PER OUR REPORT OF EVEN DATE ANNEXED  
**M.V.SATYANARAYANA & CO**  
 CHARTERED ACCOUNTANTS  
 Regd. No. 003676s

*M.V.SatyanaRayana*  
**(M.V.SATYANARAYANA)**  
 PROPRIETOR  
 Membership No: 18537



PLACE : VISAKHAPATNAM  
 DATE : 28.06.2018

**GAYATRI VIDYA PARISHAD COLLEGE FOR DEGREE AND PG COURSES  
SCHOOL OF ENGINEERING, RUSHIKONDA, VISAKHAPATNAM-45**

**SCHEDULE OF FIXED ASSETS AND DEPRECIATION THEREON FOR THE YEAR ENDED 31ST MARCH-2018**

Sl.No.	Particulars	Gross Block				Rate	Depreciation				Net Block	
		As on 01-04-2017		As on 31-03-2018			As on 01-04-2017		As on 31-03-2018		As on 31-03-2017	As on 31-03-2018
		Rs.	Rs.	Rs.	Rs.		Rs.	Rs.	Rs.	Rs.	Rs.	Rs.
/1	A.C. Machines	24,68,196	3,08,720	27,76,916	15	11,86,162	2,38,613.00	14,24,775	12,82,034	13,52,141		
/2	Furniture	27,18,975	5,66,897	32,85,872	10	9,14,732	2,37,114.00	11,51,846	18,04,243	21,34,026		
/3	Electrical Appliances (Equipment)	17,85,645	10,38,008	28,23,653	15	3,01,906	3,78,262.00	6,80,168	14,83,739	21,43,485		
/4	UPS Systems	4,54,600	7,29,750	11,84,350	15	2,76,101	1,36,238.00	4,12,339	1,78,500	7,72,012		
/5	Motoer Pump Sets	93,850	-	93,850	15	30,622	9,484.00	40,106	63,229	53,745		
/6	Water Cooler / Filters	3,88,370	2,40,750	6,29,120	15	1,71,452	68,650.00	2,40,102	2,16,919	3,89,019		
/7	LCD Projector	3,87,150	-	3,87,150	15	1,60,336	34,022.00	1,94,358	2,26,814	1,92,792		
/8	Xerox Machine	2,34,240	-	2,34,240	15	1,42,049	13,829.00	1,55,878	92,191	78,362		
/9	Audio Systems	66,200	-	66,200	15	38,607	4,139.00	42,746	27,594	23,455		
/10	UPS Batteries	4,12,500	1,85,666	5,98,166	15	2,68,283	49,482.00	3,17,765	1,44,217	2,80,401		
/11	Building Construction at Rushikonda	13,14,86,809	1,38,40,155	14,53,26,964	10	2,72,63,778	1,18,06,319.00	3,90,70,097	10,42,23,031	10,62,56,867		
/12	Fire Alarm Systems	63,815	9,58,668	10,22,483	15	38,831	1,47,548.00	1,86,379	24,984	8,36,104		
/13	Lamination Machine	10,261	-	10,261	15	6,243	603.00	6,846	4,018	3,415		
/14	Furniture - Class Rooms	6,72,500	21,62,822	28,35,322	10	2,59,233	2,57,609.00	5,16,842	4,13,267	23,18,480		
/15	Finger Print Image Machine	17,100	4,20,000	4,37,100	15	7,599	64,425.00	72,024	9,501	3,65,076		
/16	Buses	51,81,894	-	51,81,894	15	20,00,111	4,77,268.00	24,77,379	31,81,783	27,04,516		
/17	EPBX	2,40,274	-	2,40,274	15	1,43,586	14,503.00	1,58,089	96,688	82,184		
/18	CC Cameras	4,10,345.00	-	4,10,345	15	61,552.00	52,319.00	1,13,871	3,48,793	2,96,474		
/19	Hybrid Power Systems	11,96,590.00	-	11,96,590	15	1,19,659.00	1,61,540.00	2,81,199	10,76,931	9,15,391		
/20	Ertiga car AP31DJ7002	-	-	-	15	-	1,32,645.00	1,32,645	-	7,51,638		
/21	Diesel Generator	-	8,84,303	8,84,303	15	-	2,90,474.00	2,90,474	-	16,46,020		
/22	Computer Lab Equipment & Printers	1,30,07,824	17,02,226	1,47,10,050	40	1,11,57,366	14,21,074.00	1,25,78,440	18,50,458	21,31,610		
/23	Mechanical Lab Equipments	48,16,157	2,68,495	50,84,652	15	22,94,741	4,18,487.00	27,13,228	25,21,416	23,71,424		
/24	Civil Lab Equipments	76,36,022	5,33,385	81,69,407	15	28,53,355	7,97,408.00	36,50,763	47,82,667	45,18,644		
/25	EDC & ECE Lab Equipments	40,96,541	9,37,709	50,34,250	15	17,62,682	4,90,735.00	22,53,417	23,33,859	27,80,833		
/26	Physics & Chemistry Lab Equipment	6,33,727	4,22,916	10,56,643	15	3,96,112	99,080.00	4,95,192	2,37,615	5,61,451		
/27	Library Books	31,88,091	10,03,209	41,91,300	60	21,63,137	12,16,898.00	33,80,035	10,24,954	8,11,265		
	<b>Total</b>	<b>18,16,67,676</b>	<b>2,81,40,173</b>	<b>20,98,07,849</b>		<b>5,40,18,234</b>	<b>1,90,18,768</b>	<b>7,30,37,002</b>	<b>12,76,49,445</b>	<b>13,67,70,859</b>		

( PROF. S.K.V.SURYA NARAYANA RAJU )  
PRINCIPAL

*A. Dakshina*  
(D DAKSHINA MURTHY)  
SECRETARY & CORRESPONDENT

PER OUR REPORT OF EVEN DATE ANNEXED  
CHARTERED ACCOUNTANTS  
Regd. No 003676s

PLACE : VISAKHAPATNAM

DATE : 28.06.2018

( M.V.SATYANARAYANA )  
PROPRIETOR  
Membership No: 18537

*P. Somaraju*  
(Prof. P.SOMARAJU)  
SECRETARY

*P. Prasad*  
(V.R.K.S.SIVA PRASAD)  
TREASURER





**M.V. SATYANARAYANA & CO.**  
CHARTERED ACCOUNTANTS

CONSOLIDATED,

**AUDITOR'S REPORT OF GAYATRI VIDYA PARISHAD COLLEGE FOR  
DEGREE & PG COURSES (AUTONOMOUS) : : VISAKHAPATNAM FOR THE YEAR  
ENDED 31<sup>ST</sup> MARCH, 2018**

1. We have examined the Balance Sheet of Gayatri Vidya Parishad College for Degree & PG Courses (UG & PG Courses), Visakhapatnam as at 31st March, 2018 and also the Income and Expenditure Account for the year ended on that date. These financial statements are the responsibility of the management. Our responsibility is to express an opinion on these financial statements based on our audit.
2. We have conducted the audit in accordance with auditing standards generally accepted in India. These standards require that we plan and perform the audit to obtain reasonable assurance about whether the financial statements are free of material misstatement. An audit includes examining, on a test basis, evidence supporting the amounts and disclosures in the financial statements. An audit also includes assessing the accounting principles used and significant estimates made by the management, as well as evaluating the overall financial statement presentation. We believe that our audit provides a reasonable basis for our opinion.
3. We further report that:
  - a) We have obtained all the information and explanations, which to the best of our knowledge and belief were necessary for the purpose of our Audit.
  - b) The Balance Sheet and the Income and Expenditure Account dealt with by the Report are in agreement with the books of account.
  - c) In our opinion and to the best of our information and according to the explanations given to us the Balance Sheet as at and the Income and Expenditure Account for the year ended 31st March, 2018 give:
    - i) A true and fair view of the College's affairs as at 31<sup>st</sup> March, 2018.
    - ii) A true and fair view of the surplus earned for the year ended 31<sup>st</sup> March, 2018.

AND

Subject to: Tuition Fee being accounted for on receipt basis.

PLACE : VISAKHAPATNAM  
DATE : 28-06-2018



FOR M V SATYANARAYANA & CO.  
CHARTERED ACCOUNTANTS  
REGD NO.003676S

*mvsatyanarayana*  
( M V SATYANARAYANA )  
PROPRIETOR  
MEMBERSHIP NO. 18537

**GAYATRI VIDYA PARISHAD COLLEGE FOR DEGREE AND P.G. COURESES (AUTONOMOUS) VISAKHPATNAM  
DEGREE AND OTHER P.G. COURSES (CONSOLIDATED)  
BALANCE SHEET AS AT 31 ST MARCH-2018**

PARTICULARS	Schedule	As at 31.03.2018 Rs.	As at 31.03.2017 Rs.
<b><u>SOURCES OF FUNDS</u></b>			
CAPITAL	1	21,99,67,861	18,00,95,028
SURPLUS	2	4,66,32,455	5,08,39,058
UN RESTRICTED FUNDS	3	1,88,58,471	1,86,96,596
LOANS/BORROWINGS	4	1,90,90,000	-
CURRENT LIABILITIES & PROVISIONS	5	83,24,397	88,51,846
<b>TOTAL</b>		<b>31,28,73,184</b>	<b>25,84,82,527</b>
<b><u>APPLICATION OF FUNDS</u></b>			
FIXED ASSETS	6	1,03,10,287	89,43,433
INVESTMENTS	7	3,42,75,720	4,60,40,631
LOANS & ADVANCES	8	25,33,48,656	19,33,92,813
CURRENT ASSETS	9	1,49,38,521	1,01,05,650
<b>TOTAL</b>		<b>31,28,73,184</b>	<b>25,84,82,527</b>

Note: (i) Figures of Junior College as on 31.03.2017 have been clubbed with above figures of Degree College  
(ii) Previous years figures have been regrouped wherever necessary

**For GVP College for Degree & PG Courses (Autonomous)  
Degree & Other P.G.Courses**

vide our report of even date

for M.V.Satyanarayana & Co.  
Chartered Accountants  
Regd No.003676s

*Prof. S.K.V. SURYANARAYANA RAJU*  
**Prof. S.K.V.SURYANARAYANA RAJU**  
Principal

*M.V. Satyanarayana*

*D. Dakshina Murthy*  
**D. DAKSHINA MURTHY**  
Secretary & Correspondent

(M.V.Satyanarayana)  
Proprietor  
Membership No.18537  
Place: Visakhapatnam  
Date : 28.06.2018



*V.R.K.S. Siva Prasad*  
**V.R.K.S.SIVA PRASAD**  
Treasurer

*Prof. P. Soma Raju*  
**Prof.P.SOMA RAJU**  
Secretary

**GAYATRI VIDYA PARISHAD COLLEGE FOR DEGREE AND P.G. COURESSES (AUTONOMOUS) VISAKHAPATNAM**  
**DEGREE AND OTHER P.G. COURSES (CONSOLIDATED)**  
**INCOME AND EXPENDITURE ACCOUNT FOR THE YEAR ENDED 31st MARCH 2018**

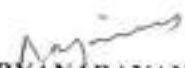
PARTICULARS	Schedule	For the Year Ended 31.03.2018 Rs.	For the Year Ended 31.03.2017 Rs.
<b>INCOME</b>			
Academic Receipts	10	10,47,32,705	9,62,00,579
Income from investments	11	42,24,199	44,23,268
Other Income	12	-	-
<b>Total (A)</b>		<b>10,89,56,904</b>	<b>10,06,23,847</b>
<b>EXPENDITURE</b>			
Staff Payments & Benefits	13	3,62,12,035	3,13,63,742
Academic Expenses	14	1,75,82,345	66,14,643
Administrative & General Expenses	15	81,38,376	1,17,27,049
Interest & Financial Charges	16	21,691	14,391
Transportation Expenses	17	3,70,002	64,965
<b>Total (B)</b>		<b>6,23,24,449</b>	<b>4,97,84,790</b>
Balance being surplus Carried to capital fund		<b>4,66,32,455</b>	<b>5,08,39,058</b>

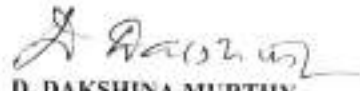
Note: (i) Figures of Junior College as on 31.03.2017 have been clubbed with above figures of Degree College  
(ii) Previous years figures have been regrouped wherever necessary


**For GVP College for Degree & PG Courses (Autonomous)**  
**Degree & Other P.G.Courses**


vide our report of even date

for **M.V.Satyanarayana & Co.**  
Chartered Accountants  
Regd No.003676s

  
**Prof. S.K.V.SURYANARAYANA RAJU**  
Principal

  
**D. DAKSHINA MURTHY**  
Secretary & Correspondent

  
**V.R.K.S.SIVA PRASAD**  
Treasurer

  
**Prof.P.SOMA RAJU**  
Secretary

*mv.satyanarayana*

**(M.V.Satyanarayana)**  
Proprietor  
Membership No.18537  
Place: Visakhapatnam  
Date : 28.06.2018





GAYATRI VIDYA PARISHAD COLLEGE FOR DEGREE & PG COURSES (AUTONOMOUS) - VISAKHAPATNAM  
(DEGREE & OTHER PG COURSES)  
SCHEDULE OF FIXED ASSETS AND DEPRECIATION THEREON FOR THE YEAR ENDED 31st MARCH 2018

S.NO	PARTICULARS	1		2		3	4		5		6		7	
		AS ON 01.04.2017	AS ON 01.04.2018	ADDITIONS	DELETIONS		AS ON 01.04.2017	AS ON 01.04.2018	FOR THE YEAR	AS ON 31.3.2018	AS ON 01.04.2017	AS ON 31.3.2018	NET BLOCK	AS ON 31.3.2018
1	BUILDINGS	1,00,00,000	1,37,90,500	16,50,723	-	18	44,78,131	8,11,220	90,89,853	50,29,694	65,91,897			
2	FURNITURE (Furniture - Any Furniture/Fittings including Electrical Fittings and Air Conditioners)	1,10,38,724	1,25,84,257	10,00,000	-	15	96,60,319	9,80,875	1,01,44,394	29,16,906	34,03,553			
3	LAB EQUIPMENT (Computers, laptops, Computer Software, Printer, Scanner, UPS and other Peripheral Devices (Related to Law))	87,91,440	58,27,274	25,632	-	25	54,68,077	2,28,108	56,96,185	5,31,565	1,46,879			
4	LIBRARY (Books owned by Academic Staffing as Professors not being Annual Obligations)	5,57,494	16,74,196	1,16,482	-	60	8,92,325	1,09,121	10,01,446	93,369	72,748			
	Grand Total Bk.	2,98,25,858	3,27,46,126	28,10,899	-		1,26,06,128	14,44,035	2,10,64,164	1,48,259	1,03,18,287			
							Transfer from Particular	14,91,984						

Note: (i) Figures of Junior College as on 01.04.2017 have been stated with above figures of Degree College

*Najims*  
(Dr. S. K. V. SUDHAKARAYANA RAJU)  
PRINCIPAL

*S. Dakshina*  
(S. DAKSHINA MURTHY)  
SECRETARY & CORRESPONDENT

(V. R. S. SIVA PRASAD)  
TREASURER

*Prasanna*  
(Dr. P. SODHA RAJU)  
SECRETARY

PER OUR REPORT OF EVEN DATE ANNEXED  
FOR M.V.SATYANARAYANA & CO.  
CHARTERED ACCOUNTANTS  
Regd. No. 000876



*M.V. Satyanarayana*  
(M.V. SATYANARAYANA)  
PROPRIETOR  
MEMBERSHIP NO. 18507

Place: Visakhapatnam  
Date: 28.06.2018



**GAYATRI VIDYA PARISHAD COLLEGE FOR DEGREE AND P.G. COURESES (AUTONOMOUS) VISAKHPATNAM  
DEGREE AND OTHER P.G. COURSES (CONSOLIDATED)  
SCHEDULES**

PARTICULARS	As at 31.03.2018 Rs.	As at 31.03.2017 Rs.
<b>Schedule 1: CAPITAL</b>		
Capital	21,99,67,861.00	18,00,95,028
	<b>21,99,67,861.00</b>	<b>18,00,95,028</b>
<b>Schedule 2: SURPLUS FOR THE YEAR</b>		
Surplus for the Year	4,66,32,455.00	5,08,39,058
	<b>4,66,32,455.00</b>	<b>5,08,39,058</b>
<b>Schedule 3: UN RESTRICTED FUNDS</b>		
Endowment Funds	1,88,58,471.00	1,82,71,596
Grants Received	-	4,25,000
	<b>1,88,58,471.00</b>	<b>1,86,96,596</b>
<b>Schedule 4: LOANS / BORROWINGS</b>		
Secured Loans	1,90,90,000.00	-
	<b>1,90,90,000.00</b>	-
<b>Schedule 5: CURRENT LIABILITIES &amp; PROVISIONS</b>		
Caution fee	-	-
Other Advances / Fee received in Advance	-	-
Other Creditors	33,73,799.00	34,18,924
Sundry creditors	-	-
Inter Units	49,50,598.00	54,32,922
	<b>83,24,397.00</b>	<b>88,51,846</b>
<b>Schedule 6 : FIXED ASSETS</b>		
Fixed Assets at cost less depreciation	1,03,10,287	89,43,433
	<b>1,03,10,287</b>	<b>89,43,433</b>
<b>Schedule 7 : INVESTMENTS</b>		
Deposits	2,51,643.00	1,97,550
FDRs with Schedule Banks	3,40,24,077.00	4,58,43,081
	<b>3,42,75,720.00</b>	<b>4,60,40,631</b>
<b>Schedule 8 : LOANS &amp; ADVANCES</b>		
Advances Recoverable	2,50,08,424.00	58,20,062
Other receivables / Tax deduction at source	-	-
Prepaid Expenses / Interest Accrued but not due	3,23,526.00	9,60,471
Inter Units	22,80,16,706.00	18,66,12,280
	<b>25,33,48,656.00</b>	<b>19,33,92,813</b>
<b>Schedule 9 : CURRENT ASSETS</b>		
Cash on Hand	31,090.00	67,535
Bank Balances	1,49,07,431.00	1,00,38,115
	<b>1,49,38,521.00</b>	<b>1,01,05,650</b>

Contd...2

**GAYATRI VIDYA PARISHAD COLLEGE FOR DEGREE AND P.G. COURESES (AUTONOMOUS) VISAKHPATNAM**  
**DEGREE AND OTHER P.G. COURSES (CONSOLIDATED)**  
**SCHEDULES**

PARTICULARS	For the Year Ended 31.03.2018 Rs.	For the Year Ended 31.03.2017 Rs.
<b>Schedule 10: ACADEMIC RECEIPTS</b>		
Tuition fee	9,15,47,238.00	8,61,47,104
Examination fee	1,31,85,467.00	1,00,53,475
Other Academic fee	-	-
	<b>10,47,32,705.00</b>	<b>9,62,00,579</b>
<b>Schedule 11: INCOME FROM INVESTMENTS</b>		
Interest from savings Bank & FDRs	21,04,908.00	23,65,024
Miscellaneous Income	21,19,291.00	20,58,244
	<b>42,24,199.00</b>	<b>44,23,268</b>
<b>Schedule 12: OTHER INCOME</b>		
Consultancy fee	-	-
Transport receipts	-	-
	-	-
<b>Schedule 13: STAFF PAYMENTS &amp; BENEFITS</b>		
Salaries	3,32,87,133.00	2,91,62,363
PF/ESI Contribution	29,24,902.00	21,91,379
Honorarium	-	-
Staff welfare	-	10,000
	<b>3,62,12,035.00</b>	<b>3,13,63,742</b>
<b>Schedule 14: ACADEMIC EXPENSES</b>		
Library Maintenance / Books and Periodicals	2,95,593.00	5,12,458
University fee	21,27,510.00	26,93,810
Student welfare expenses	99,00,800.00	0
Student welfare expenses PIO	-	-
Examination Expenses	48,95,885.00	30,80,571
Lab Maintenance	3,62,557.00	3,27,804
	<b>1,75,82,345.00</b>	<b>66,14,643</b>
<b>Schedule 15: ADMINISTRATIVE &amp; GENERAL EXPENSES</b>		
Repairs & Maintenance	18,72,735.00	11,60,917
Function expenses	11,34,657.00	7,10,242
Taxes, Licence Fees & Insurance	5,36,937.00	12,48,231
Electricity Charges	10,92,116.00	8,42,661
Internet Charges	2,17,852.00	1,41,052
Professional expenses	-	-
Postage & Telephones	2,34,598.00	2,29,645
Advertisements	13,150.00	1,52,862
Auditors Remuneration	1,23,900.00	1,15,000
Printing & Stationery	8,78,846.00	4,31,419
Research and consultancy	-	-
Miscellaneous Expenses	4,40,599.00	48,95,411
Depreciation	15,92,986.00	17,99,609
	<b>81,38,376.00</b>	<b>1,17,27,049</b>
<b>Schedule 16: INTEREST &amp; FINANCIAL CHARGES</b>		
Banks	-	-
Bank Charges	21,691.00	14,391
	<b>21,691.00</b>	<b>14,391</b>
<b>Schedule 17: TRANSPORTATION EXPENSES</b>		
Travel and conveyance	3,70,002.00	55,365
Transport expenses	-	9,600
	<b>3,70,002.00</b>	<b>64,965</b>

**GAYATRI VIDYA PAISHAD DEGREE COLLEGE (AUTONOMOUS), VIRAKHAPATANNA  
SCHEDULE OF FIXED ASSETS AND DEPRECIATION THEREON FOR THE YEAR ENDED 31st MARCH 2018**

S.NO	PARTICULARS	GROSS BLOCK				RATE	DEPRECIATION				NET BLOCK	
		1	2	3	4		5	6	7	8		
		AS ON 01.04.2017	ADDITIONS	DELETIONS	AS ON 31.3.2018	%	AS ON 01.04.2017	FOR THE YEAR	AS ON 31.3.2018	AS ON 01.04.2017	AS ON 31.3.2018	
		Rs.	Rs.	Rs.	Rs.		Rs.	Rs.	Rs.	Rs.	Rs.	
1	BUILDINGS	1,01,87,826	16,52,722	-	1,17,60,549	10	44,78,132	6,11,520	59,89,652	56,29,694	66,79,897	
2	FURNITURE Furniture - Air Furniture / Things including Theoretical Things and Air Conditioners	1,25,78,724	18,06,833	-	1,25,84,757	15	96,61,919	5,03,075	1,01,64,994	23,16,806	1,46,679	
3	LAB EQUIPMENT Computers, Laptops, Computer Software, Printer, Scanner, UPS and Other Peripheral devices (Gadgets Cable Etc)	87,91,642	25,632	-	58,27,274	25	64,60,877	2,20,318	56,08,295	3,31,565	1,46,679	
4	LIBRARY Books issued by Students, carrying on Projects not being Assessable Publications	9,27,694	1,16,502	-	10,74,196	25	8,92,225	1,09,123	18,01,448	65,369	72,748	
	Grand Total Rs.	2,94,35,886	28,10,698	-	3,22,46,716		2,64,92,453	14,44,036	2,19,36,489	87,42,433	1,83,16,287	
							Transfer from Purchase	1,48,298				
								15,92,965				

Notes: (i) Figures of Junior C College as on 31.03.2017 have been clubbed with above figures of Degree College

PER OUR REPORT OF EVEN DATE ANNEXED

FOR M.V. SATYANARAYANA & CO.,  
CHARTERED ACCOUNTANTS

Regd. No. 005676

*M.V. Satyanarayana*

(M.V. SATYANARAYANA)  
PROPRIETOR  
MEMBERSHIP NO. 1807

(B. DAKSHINAMURTHY)  
Secretary & Correspondent

(V.R.K.S. SIVA PRASAD)  
TREASURER

Place: Virakhapatanna  
Date: 28.03.2018

(P. S. N. V. SRIJAYANARAYANA)  
PRINCIPAL

(P. S. N. S. SIVA)  
SECRETARY





**GAYATRI VIDYA PARISHAD DEGREE COLLEGE (AUTONOMOUS) VISAKHAPATNAM**  
**SCHEDULE OF FIXED ASSETS AND DEPRECIATION THEREON FOR THE YEAR ENDED 31st MARCH, 2018**

Sl. No.	Particulars	Gross Block			Rate	Depreciation			Net Block			
		As on 01-04-2017	Additions/ Deletions	As on 31-03-2018		As on 01-04-2017	For the Year	As on 31-03-2018	As on 31-03-2017	As on 31-03-2018		
		Rs.	Pcs.	Rs.	Pcs.	Rs.	Pcs.	Rs.	Pcs.	Rs.	Pcs.	
	WIP	61,15,976.20		7,44,418.00		70,60,394.20		-		40,68,413.20		26,28,530.00
16	Lab Equipment and Computers	40,33,073.81		5,704.00		40,38,777.81		39,66,122.81	10,898.00	39,77,020.81		61,757.00
17	Xerox Machine	78,336.68		-		78,336.68		66,233.68	1,815.00	68,048.68		10,288.00
18	Audio Systems	18,515.00		90,317.00		1,08,832.00		17,159.00	13,751.00	30,910.00		77,922.00
19	Bar Code Scanner(Spl Fund)	26,655.00		-		26,655.00		24,729.00	287.00	25,016.00		1,924.00
20	Generator	8,42,636.72		-		8,42,636.72		5,35,833.72	46,020.00	25,016.00		3,06,803.00
21	Office Equipment	4,52,164.22		61,226.00		5,15,390.22		4,50,931.22	9,669.00	4,60,600.22		54,790.00
22	Equipment (Special Fee Fund)	83,635.25		59,673.00		1,43,298.25		80,596.25	9,405.00	90,001.25		53,297.00
23	Physics Lab Equipment	1,45,899.30		-		1,45,899.30		1,39,843.30	908.00	1,40,751.30		5,148.00
24	Games & Sports Equipment	64,950.00		-		64,950.00		36,131.00	4,323.00	40,454.00		24,496.00
25	Nilko D-9H/ HD Camera	2,13,280.00		-		2,13,280.00		70,546.00	21,409.00	91,955.00		1,21,525.00
26	One key keep system	2,47,614.00		-		2,47,614.00		1,72,139.00	11,321.00	1,83,460.00		64,154.00
27	Biometric sin based epnes	56,000.00		42,695.00		98,695.00		33,241.00	9,818.00	43,029.00		55,636.00
	Sub - Total	1,25,78,724.18		10,06,032.00		1,35,84,757.18		96,61,919.18	5,03,075.00	1,01,64,994.18		29,16,805.00
28	Computer Lab Equipment	57,77,260.00		35,632.00		58,12,892.00		54,46,243.00	2,19,989.00	56,66,232.00		1,46,660.00
30	Tally Software	14,382.00		-		14,382.00		13,834.00	329.00	14,163.00		219.00
	Sub - Total	57,91,642.00		35,632.00		58,27,274.00		54,60,077.00	2,20,318.00	56,80,395.00		1,46,879.00
29	Lihnyr Books	9,57,693.61		1,16,502.00		10,74,195.61		8,92,324.61	1,09,123.00	10,01,447.61		72,748.00
	Sub - Total	9,57,693.61		1,16,502.00		10,74,195.61		8,92,324.61	1,09,123.00	10,01,447.61		65,369.00
	Grand Total	2,94,35,885.67		28,10,890.00		3,22,46,775.67		2,84,92,452.67	14,44,836.00	2,19,36,488.67		1,03,10,287.00

Note: (i) Figures of Junior College as on 31.03.2017 have been clubbed with above figures of Degree College

(PROF. S.K.V.SURYA NARAYANA RAJU)  
 PRINCIPAL

(D DAKSHINA MURTHY)  
 SECRETARY/CORRESPONDENT

PLACE: VISAKHAPATNAM

DATE: 28.06.2018

PER OUR REPORT OF EVEN DATE ANNEXED

CHARTERED ACCOUNTANTS

Regd. No 003676e

(Prof. P.SOMARAJU)  
 SECRETARY

(V.R.K.S.SIVA PRASAD)  
 TREASURER



(M.V.SATYANARAYANA)  
 PROPRIETOR

Membership No: 18537